



# EMSA/CPNEG/1/2017

## Stand-by Oil Spill Recovery Vessels

### Information Meeting

Mr Frédéric Hébert / Head of Unit

Mr Veselin Vasilev / Senior Project Officer

Pollution Response Services Unit

**Helsinki / 30 March 2017**



## **Provision of information regarding the Negotiated Procedure EMSA/CPNEG/1/2017:**

- EMSA's At-sea Oil Spill Recovery Service
- Scope of procurement
- Contract Structure
- How to apply
- Questions and Answers

Thursday, 30 March 2017, 10.30 – 12.00

Time	Agenda Item	Speaker
10:30 – 10:40	<b>Registration</b>	-
10:40 – 10:50	Welcome by Hosts	Hosts
10:50 – 11:10	Introduction to EMSA's at sea oil spill recovery services <ul style="list-style-type: none"><li>■ The European Maritime Safety Agency</li><li>■ Framework of the oil spill response vessels service</li><li>■ Current configuration of the network</li><li>■ Technical challenges &amp; solutions</li></ul>	EMSA
11:10 – 11:20	Questions and Answers <ul style="list-style-type: none"><li>■ Open Session for participants</li></ul>	All
11:20 – 11:30	<b>Break</b>	
11:30 – 11:50	Scope of procurement EMSA/CPNEG/1/2017 <ul style="list-style-type: none"><li>■ Geographical area</li><li>■ Contract structure</li><li>■ How to Apply</li><li>■ Requirements</li><li>■ Evaluation criteria</li><li>■ Timetable</li></ul>	EMSA
11:50 – 12:00	Questions and Answers <ul style="list-style-type: none"><li>■ Open Session for participants</li></ul>	All
12:00	Closing of the meeting	Hosts

# **Introduction to EMSA's At-sea Oil Recovery Service**

## Establishment and tasks

- Post Erika (2002: EMSA established)
- Post Prestige (2004: new task Marine Pollution Preparedness & Response)

## Decentralised Agency of the European Union

- Own legal identity
- No legislative role
- Technical and operational support
- 200+ employees
- Approx. 55 MEUR annual budget (2016)

## Legal basis

Regulation 1406/2002 as amended (2013 – a new task related to offshore installations' spills)





Maritime safety


Prevention of pollution caused by ships



Maritime security



Response to pollution caused by ships



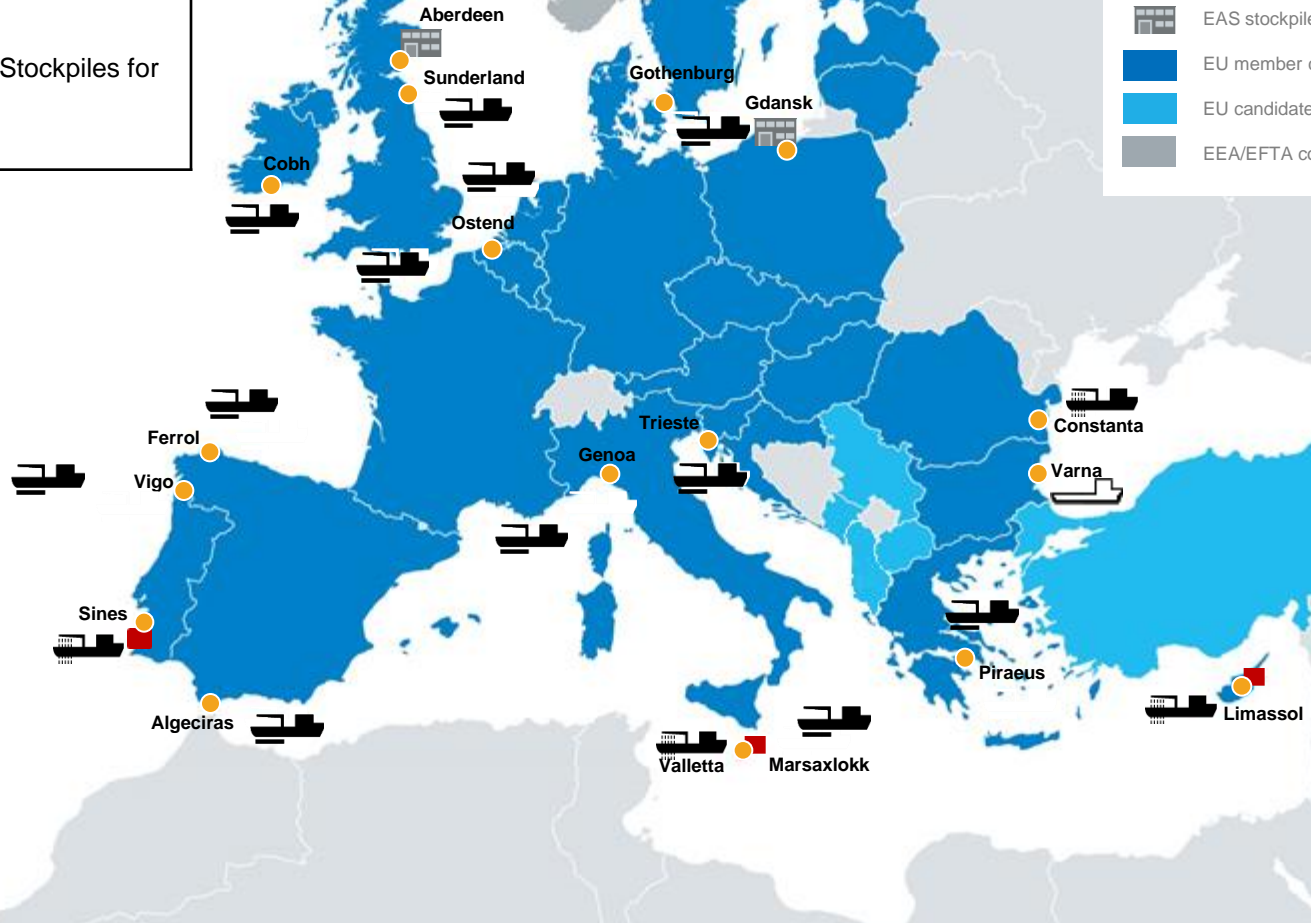
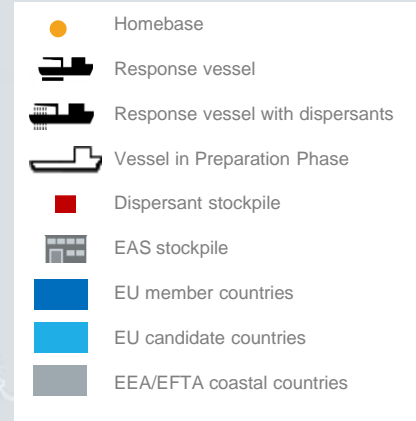
Response to pollution caused by oil and gas installations

- Network of Stand-by Oil Spill Response Vessels – mechanical recovery and dispersant spraying capabilities
- Equipment Assistance Service (EAS) – equipment to be used by vessels of opportunity
- CleanSeaNet and Illegal discharges
- HNS Operational Support: MAR-ICE Network
- Experts: On-site/Office-based



As of 1 March 2017

- 17 Stand-by Oil Spill Recovery Vessels
- 1 Vessel in Preparation Phase
- 4 Dispersant stockpiles + seaborne spraying capabilities
- 2 Equipment Assistance Stockpiles for vessels of opportunity





- “Top-up” Member States pollution response capabilities
- “European Tier” of resources
- Mobilisation by EMSA at request of MS/EFTA/CC/Third country sharing a regional basin or Commission (or Third Party under certain conditions)
- Channelled through “EU Community Mechanism”
- Emergency Response Coordination Centre (ERCC) managed by DG ECHO
- Under “operational control” of the affected coastal State

## Contractor must ensure that:

- Vessel undertakes normal commercial activities; and
- At request, the vessel is transformed & mobilised at short notice for at-sea oil recovery services



# Simplified mobilisation procedure



Request for assistance is sent to EMSA



EMSA contacts the vessel contractors to gather data about the position of the vessel and mobilisation time



Requesting Party decides which vessel to mobilise



The vessel contractor and Requesting party sign the IRC



The vessel stops commercial operations, loads the OSR equipment and mobilises the vessel within 24 hours



The vessel is ready for response operation under the command of the Requesting Party



# Type of Vessels



Tankers



Offshore supply vessels



Dredgers



Sweeping arms



Booms



Skimmers



Oil Slick Radars



Combined systems



Dispersant spraying

- Large storage capacity (EMSA largest is 7,458 m<sup>3</sup>)
- Prepared to deal with oil (heating, filling, discharging)
- Flexibility for decanting
- Flashpoint
- Unrestricted sea-going service



- Space on deck
- Speed
- Low speed
- Manoeuvrability
- Crew number
- Accommodation




- Deck Space
- Equipment Deployment
- Less pre-fitting for installing equipment
- Manoeuvrability and Low Speed
- Speed
- Visibility
- Accommodation for EMSA and liaison officer





- Storage capacity limited to 1,000 – 1,500m<sup>3</sup>
- Bad weather – swell washes the aft with oil (slippery)
- Good weather – dirty equipment – oil spreads quickly
- Flashpoint
- Significant pre-fitting (e.g. piping and heating)




## Preparatory Phase

- Purchase/transfer/servicing of oil spill response equipment
- Pre-fitting the vessel for equipment installation
- Crew Training

## Stand-by Phase

- Vessel available and ready to respond within mobilisation time (max. 24h.)
- Equipment maintenance
- Drills and Exercises

- Pre-fitting, conversion works
- Purchase/transfer/servicing and installation of OPR equipment
- Mobilisation Plan, Operational Procedures
- Crew Training
- Certification by Classification Society (Class Notation as “*Occasional oil recovery vessel ....60°C*”)
- Acceptance Test



## Quarterly drills: 4 times a year

### Scope:

- To verify the level of readiness of vessels, crew and OSR equipment
- To train crew in oil pollution response: equipment operation with other units at sea




## Type:

- Notification only
- Operational (max. 10 days/year)

## Scope:

- Integration of EMSA vessels in EU Member States Command and Control Structures
- Co-operation with participating Units
- Internal and External level of Coordination



# Scope of procurement

## Northern Baltic Sea:

Covering the area from the line Liepāja (Latvia) and Kalmar (Sweden) to the North.

However, if needed and technically appropriate, they will assist elsewhere as well. Given logistical and technical considerations, these other areas would probably be adjacent.


Within the agreed mobilisation time (max.24 hours) the EMSA contracted vessel(s) must fulfil the following conditions:

- be inside the area of operation, and
- be able to send a "Notice of readiness" to the Requesting Party meaning equipped with the pollution response equipment, providing the contracted storage capacity and with the necessary crew for performing oil recovery services.

In addition, the EMSA oil pollution response equipment must be stored, maintained and insured either on board the vessel(s) or in a stockpile located on the coastline of an EU Member State.



## Set of equipment transferred from the previous contractor



- 2 x Sweeping arm
- Boom system
- Offshore skimmer and Arctic skimmer
- Slick detection system
- Additional small equipment (gas detector, minilab, flash point tester, VHF)

## Purchase



- Power pack
- Flow meter
- Interface detection system
- Cleaning machines
- Equipment logo
- Upgrade slick detection system

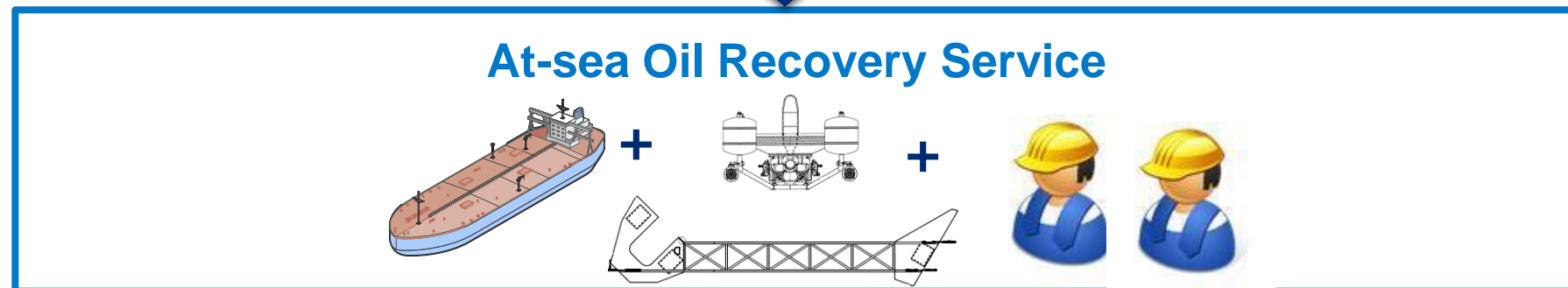
**The transferred equipment will need to be serviced/overhauled**

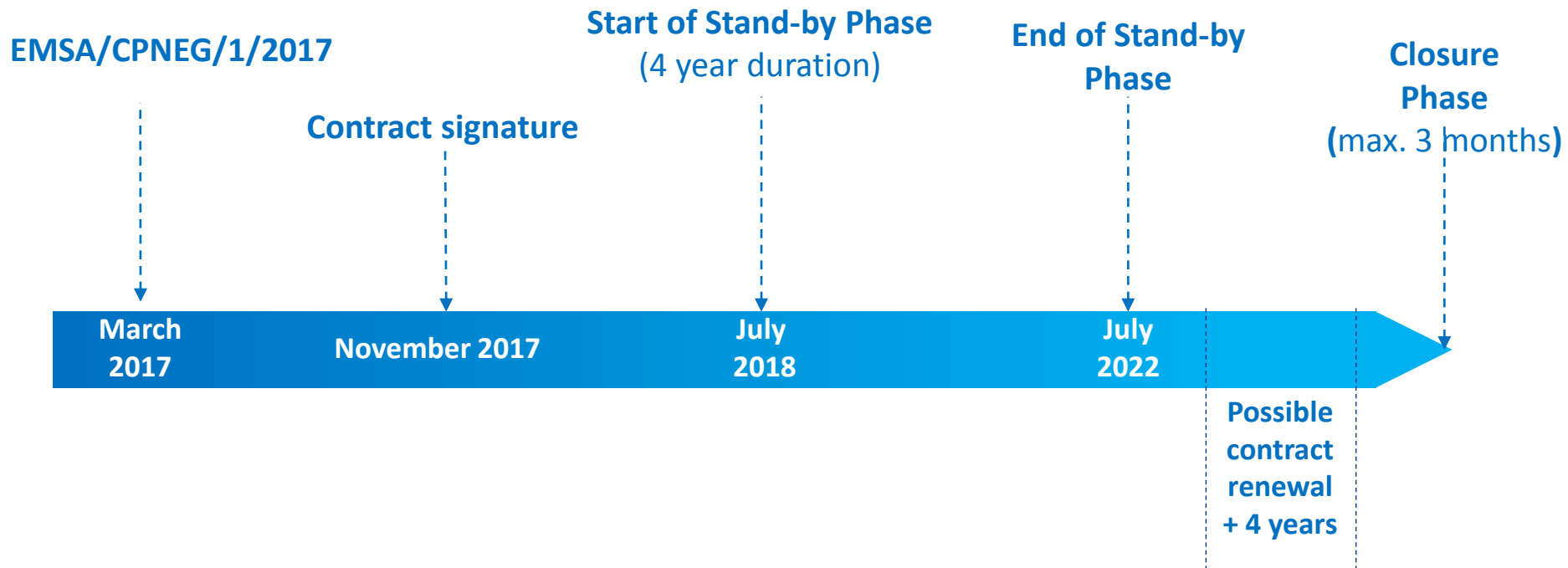


# Min. requirements regarding the arrangement and the vessel (Phase II)

- Vessel should not be engaged with to provide pollution response services at the time of award;
- An authorisation from the shipowner/charterer for the use of the vessel for the purpose of the EMSA services during the contract duration must be provided;
- The minimum vessel net storage capacity for recovered oil must be 1,500 m<sup>3</sup>
- Vessel must be available for mobilisation at short notice;
- Vessel should be self-propelled;
- Vessel should not be subject to the single hull phase-out requirements;
- Vessel should be registered on either an EU Member State or a contracting party to European Free Trade Area (EFTA) or a non-EU white listed register as defined by the Paris MoU;
- Vessel(s) must be classified by an EU recognised organization;
- Vessel(s) must be classed for, at least, international voyages in the Baltic Sea;
- Vessel(s) must have, at least, Finnish - Swedish Ice Class II notation or equivalent;
- In case the vessel is not built - it must be under construction by 15<sup>th</sup> September and finalised before the end of the Preparation Phase (June 2018);
- Vessel's should have a valid Safety Management Certificate (SMC);
- The contact person of the company/consortium and the responsible crew on the vessel(s) must have a good command of the English language.

# Contract structure





## Vessel Availability Contract



## Between EMSA and the Contractor

- 4 Years + Renewable once = Maximum 8 years total

## It secures:

- **Requirements** for vessel(s), equipment and crew
- Stand-by / **availability**
- Drills and **participation** in exercises
- **Mobilisation time**
- **Mandatory** use of the Incident **Response Contract**



Incident  
Response  
Contract



## Pre-fixed contract with pre-set conditions & tariffs:

- Between the requesting coastal State and contractor
- Avoid unnecessary high tariffs vs. vessel of opportunity
- 1 Model Contract for 25+ different legal systems

## **Clear allocation of responsibilities during operation**

- Under operational command of the MS (SOSC)
- National officer on board
- Safety responsibility: Master (final)

## **Period**

21 Days: “window of opportunity”/economic commitments of operator

## **Renewal possible under same conditions**

## Preparatory Phase - Pre-financing available from EMSA

- 1) Oil Spill Response Equipment
  - Purchasing - Pre-financing up to 100%
- 2) Pre-fitting Vessel (e.g. for equipment installation)
  - Pre-financing up to 80%
  - Remaining 20% paid when vessel is accepted by EMSA

## Stand-by phase

- 3) Vessel Availability Fee (covers drills; crew training; storage, maintenance and insurance of equipment)

## Additional Payments

- 4) At-sea Exercises: Daily rate + Fuel
- 5) Pollution Response Incident – by Member State: Daily rates (operational and stand-by) + Fuel + Cleaning



Area	Maximum Availability Fee (initial Stand-by period) (EUR)	Maximum Equipment Price (EUR)	Maximum Pre-fitting Price (EUR)	Maximum overall budget (EUR)
Northern Baltic Sea	2,600,000	250,000	600,000	3,250,000

# How to Apply

1. Procurement Procedure
2. Procurement Timetable
3. Submitting “Applications”




## 2 Phase Approach:


Phase I - “Invitation to Apply”

Phase II – (Restricted) “Invitation to Tender”

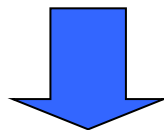
**Publication of Invitation to Apply in the OJEU on 15 March  
(Open to any Interested Party)**



Submission of Applications: Deadline **19 April**



Evaluation of Applications as per Enclosure A.1: Criteria



Determination of Pre-Selected Candidates

## Invitation to Tender (restricted): Pre-Selected Candidates



Submission of Bids




Improvement to Bids: Best Quality/Price Ratio



Submission of Final Bids



Evaluation of Bids: Info provided in the Tender Specifications



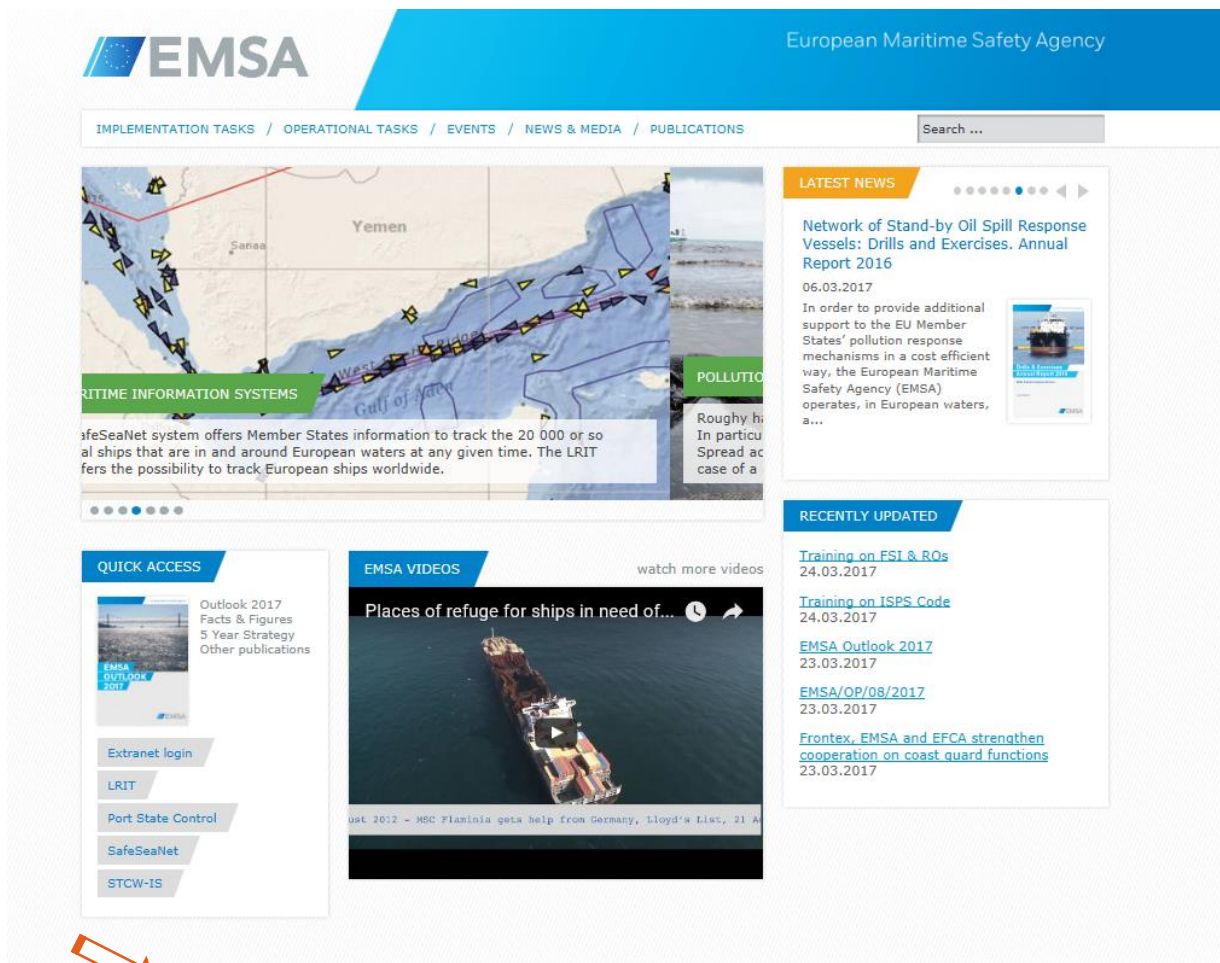
**Award of Contracts**

## PROCUREMENT PHASE 1: Invitation to Apply

<b>“Contract Notice”</b> publication in OJEU	Documents available on <a href="http://www.emsa.europa.eu">www.emsa.europa.eu</a>	15 March
“Application” Preparation	Interested Parties prepare “light” documentation	March - April
<b>Information Meeting</b>	Procurement Procedure and Technical Elements	30 March
<b>“Application” Deadline</b>	<b>“light” documentation submission</b>	<b>19 April</b>
“Application” Evaluation	Identification of “Pre-selected Candidates” by EMSA	May - June

[www.emsa.europa.eu](http://www.emsa.europa.eu)

“Working with us” → Procurement → “Calls for Tenders”



The screenshot shows the EMSA website homepage. At the top, there is a navigation bar with the EMSA logo and the text "European Maritime Safety Agency". Below this, there is a search bar and a menu with options: IMPLEMENTATION TASKS / OPERATIONAL TASKS / EVENTS / NEWS & MEDIA / PUBLICATIONS. The main content area is divided into several sections: "LATEST NEWS" featuring a report on "Network of Stand-by Oil Spill Response Vessels: Drills and Exercises. Annual Report 2016" dated 06.03.2017; "RECENTLY UPDATED" with links to training on FSJ & ROs, ISPS Code, EMSA Outlook 2017, and EMSA/OP/08/2017; "QUICK ACCESS" with links to Outlook 2017, Extranet login, LRIT, Port State Control, SafeSeaNet, and STCW-IS; and "EMSA VIDEOS" with a video titled "Places of refuge for ships in need of...". A red arrow points to the "WORKING WITH US" link in the footer.



## PROCUREMENT MENU

Procurement Main Page

Ongoing calls for tender

Tender Archives

▶ Period 2011 - Today

▶ Period 2006-2010

▶ Awarded contracts

## DOCUMENTS FOR TENDERER

📄 Financial Form

📄 Legal Entity Form

📄 Declaration of Honour

📄 Statement of Subcontracting / Joint Offer

📄 General Conditions for Purchase Order

📄 Low-value procurement procedure Tendering Conditions  
(applicable only if Invitation to Tender refers to them)

## IMPORTANT INFORMATION FOR TENDERERS

📄 Guidelines for Tenderers. Read before submitting your bids.

📄 Remedies

## PROCUREMENT NEWSLETTER

If you are interested in receiving information about calls for tenders launched by EMSA, please fill the form:

Name or Company

E-mail

## EMSA/CPNEG/1/2017

Published 15.03.2017

Deadline 19.04.2017

### Service Contracts for Stand-by Oil Spill Recovery Vessels

The Agency provides additional response capacity to that of the pollution response mechanisms of EU Member States through contractual arrangements with private or public companies/consortia. Such companies/consortia can be drawn from any relevant industry including shipowners/operators and the spill response service providers.

The contracted vessels would undertake normal commercial activities and, at request, be transformed and mobilised at short notice for at-sea oil recovery services during a (major) oil spill.

This procurement procedure for stand-by oil spill recovery vessels will cover the **Northern Baltic Sea**.

More details about this procurement procedure can be found in documents that can be downloaded in the zip file below.

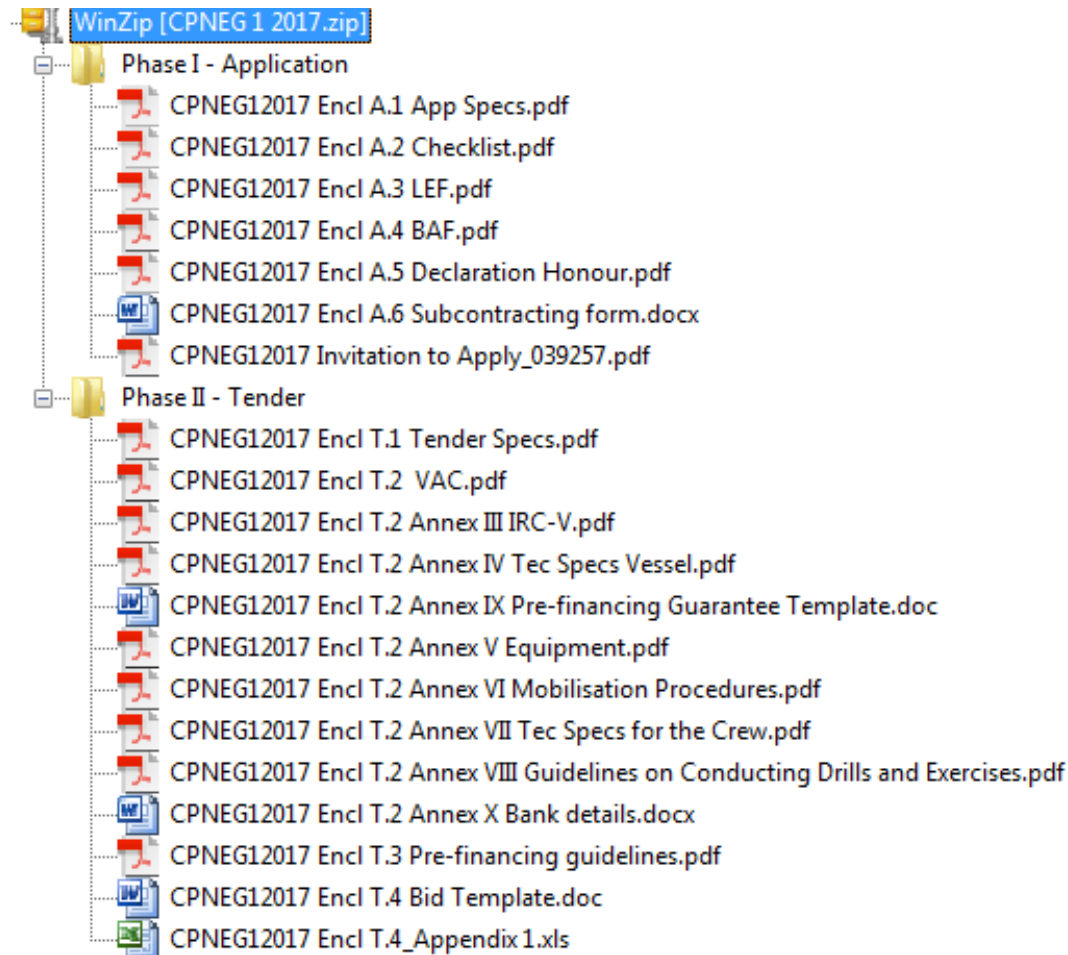
An information Meeting, open to any interested party to attend, will be organised (see the details in the table below). Prior registration is not needed. Nevertheless, it would be appreciated for logistic purposes to receive an e-mail ([CPNEG12017@emsa.europa.eu](mailto:CPNEG12017@emsa.europa.eu)) indicating the participation in the meeting.

Date	Local Time	Location	Agenda	Presentations
Thursday, 30 March	10.30 – 12.00	Finnish Environment Institute (SYKE) Mechelininkatu 34a, Töölö, Helsinki FINLAND  Meeting room: Muuttohaukka	see below	to be published after the meeting

The relevant Contract Notice for this procedure (2017/S 052-095357 ) as published in the Official Journal of the European Union can be found in the following link: <http://ted.europa.eu/udl?uri=TED:NOTICE:95357-2017:TEXT:EN:HTML>



📄 Agenda Helsinki.pdf



## Invitation to Apply

Cover letter: deadline for submission of original papers + electronic copy

## Enclosures:

- 1: Application Specifications: main requirements;
- 2: Check-List: review it before sending application;
- 3: Legal Entity Form (LEF);
- 4: Financial Entity Form (BAF);
- 5: Declaration of Honour;
- 6: Template for “Statement of Subcontracting/Joint Offer”.

- **Deadline 19 April 2017**
- Two sealed envelopes (one inside the other)
- Submission of 1 original paper copy of the application + electronic copy on USB memory stick or CD
- Justification for non-inclusion of requested documentation
- Applications can be in any official language of the EU (preferably in English)
- Point 10.6: General Description of Proposed Arrangement: must include copy in English
- Separation of documentation into Parts A – E (as per the Checklist)

a) **Exclusion Criteria** – Satisfactory / Non-satisfactory

b) **Selection Criteria** - Satisfactory / Non-satisfactory

**NON-COMPLIANCE WITH 1 EXCLUSION OR SELECTION  
CRITERION – GROUND FOR NON - ADMISSION**

## a) Exclusion criteria (points 10.2 - 10.3 of Application Specifications)

- Declaration on Honour duly filled and signed
- *Additional evidences to be provided during Phase II*

## b) Selection criteria (point 10.4 of Application Specifications)

Economic and Financial  
Capacity



- Balance sheets for the last 3 years
- FOR PRIVATE ENTITY:  
Statement of overall turnover and profit and loss account for the last 3 financial years
- FOR PUBLIC ENTITY:  
annual budget of the last year

## b) Selection criteria (point 10.5 of Application Specifications)

Technical and professional capacity of the Company/Consortium



- Document of Compliance (DoC) for International Safety Management (ISM) Code including the related latest external audit report  
Grouping: at least 1 member must have a valid DOC
- Overview of company/consortium Port State Control record (PSC inspections and detentions) or annual Flag Surveys for last 3 years – 3 detentions will be ground for exclusion
- Where applicable, additional list of relevant services for last 5 years  
Grouping: criteria evaluated as a group, not individually



## Evaluation Result

Application meeting exclusion and selection criteria?

**Yes** → “Pre-selected Candidate” → Invitation to Tender  
(expected end of June)

**No** → “End of Participation”

# Checklist

## ENCLOSURE A.2 - APPLICANT'S CHECKLIST

Enclosed to Procurement Procedure No. EMSA/CPNEG/1/2017 concerning Service Contracts for stand-by oil spill recovery vessels

Competitive procedure with negotiations

Phase I - Invitation to Apply

Document	Check
Application submitted by <b>19 April 2017</b> at the latest <i>Ref. EMSA documentation: Invitation to Apply, point 3</i>	<input type="checkbox"/>
Application inserted in 2 envelopes, one inside the other. Both envelopes must be sealed. If self-sealed envelopes are used, each envelope must be closed by an adhesive tape with sender's signature across <i>Ref. EMSA documentation: Invitation to Apply, point 4</i>	<input type="checkbox"/>
Both envelopes labelled according requirements <i>Ref. EMSA documentation: Invitation to Apply, point 4</i>	<input type="checkbox"/>
Electronic copy (PDF) of the application included in the envelope in a CD or USB key <i>Ref. EMSA documentation: Invitation to Apply, point 5</i>	<input type="checkbox"/>
Application must include a copy in English of the documents/information requested under point 10.6 General description of the proposed arrangement. <i>Ref. EMSA documentation: Application Specifications, point 9</i>	<input type="checkbox"/>
Application structured in line with EMSA requirements – Parts A, B, C, D and E <i>Ref. EMSA documentation: Application Specifications, point 9</i>	<input type="checkbox"/>
<b>PART A</b> 1. <b>Signed cover letter</b> clearly indicating: <u>For individual company:</u> - the company applying - the person heading the project <u>For subcontractors and groupings:</u> - the subcontractors and companies forming the grouping (including roles, qualifications and experience of each company) - the company and person heading the project  <i>(Ref. EMSA documentation: Application Specifications, point 9)</i>	<input type="checkbox"/>

Document	Check
<b>PART A</b> 2. <b>Statement of Subcontracting/Joint Offer</b> (template - Enclosure A.6 to the Invitation to Apply) In case of Joint Offer or Subcontracting, please fill the document "Statement of Subcontracting/Joint Offer" <i>Ref. EMSA documentation: Application Specifications, points 7, 8 and 9</i>	<input type="checkbox"/>
<b>PART A</b> 3. <b>Original of the authorising document</b> <u>For individual company:</u> Original of the document authorising the person heading the project to submit an offer and, in case of award, to sign the contract on behalf of the company <u>For groupings:</u> Original of the document authorising the company and person heading the project to submit an offer and, in case of award, to sign the contract on behalf of the grouping <i>Ref. EMSA documentation: Application Specifications, point 9</i>	<input type="checkbox"/>
<b>PART A</b> 4. <b>Legal Entity Form</b> (template - Enclosure A.3 to Invitation to Apply) Applicants are exempt from submitting the Legal Entity Form requested and attachments if such a form has already been completed and sent either to EMSA or any EU Institution previously unless changes have occurred in the meantime. In case of grouping, each company must submit this document <i>Ref. EMSA documentation: Application Specifications, point 10.1</i>	<input type="checkbox"/>
Supporting documents: - copies of company VAT number registration certificates and, if applicable - a copy of an Official Document (Official Gazette, Company Register, etc.)	<input type="checkbox"/> <input type="checkbox"/>
<b>PART A</b> 5. <b>Financial Identification Form</b> (template - Enclosure A.4 to Invitation to Apply) for the Company leading and submitting the Application This document filled and signed by the account holder and the bank (or accompanied by a recent bank statement). <i>Ref. EMSA documentation: Application Specifications, point 9</i>	<input type="checkbox"/>
<b>PART B</b> 6. <b>Declaration of Honour</b> (template - Enclosure A.5 to Invitation to Apply) <i>Each candidate, each subcontractor essential to fulfil the selection criteria, and each company part of the Consortium should provide it in this Application phase.</i> <i>Ref. EMSA documentation: Application Specifications, point 10.3</i>	<input type="checkbox"/>

## PROCUREMENT PHASE 2: Invitation to Tender

“Invitation to Tender”	“Invitation to Tender” sent “Pre-selected Candidates”	22 June
Visit to EMSA stockpile	Opportunity to review equipment for transfer	5 July
Clarification meetings	Clarification with candidates	12 July
<b>“Tender” Deadline</b>	“Heavier” documentation submission	<b>14 August</b>

PROCUREMENT PHASE 2: Negotiation		
Negotiation Stage	Improvements to offers	September/ October
On-site Meetings	Visits to vessels	September
<b>“Final Tender” Deadline</b>	Final offers	<b>6 October</b>
Final Tender Evaluation	Awarding of contracts	November

- Technical Specifications of the vessel
- Pollution Response Equipment
- Mobilisation Plan
- Training Programme
- Financial Offer



Will be evaluated in the Tender Phase  
Against minimum requirements and award criteria

## POLLUTION RESPONSE SERVICES

[Main page](#)

[Oil Spill Response](#)

- ▶ [Stand-by Oil Spill Response Vessels](#)
- ▶ [Key Aspects of the Vessels Network](#)
- ▶ [Vessels Info-sheets](#)
- ▶ [Equipment Assistance Service](#)

[Chemical Spill Response](#)

[Technical cooperation](#)

[Documents](#)

## RELATED VIDEOS

[Video: Effectiveness and Efficiency of the EMSA Oil Spill Response Vessels Network \(2011\)](#)

[EMSA Oil Spill Response Services \(2009\)](#)

## RELATED DOCUMENTS

[Protecting European seas against oil pollution - Network of EMSA contracted vessels](#)

[EMSA Network of Oil Spill Response Vessels - Protecting European Seas against Pollution](#)

[Network of Stand-by Oil Spill Response Vessels and Equipment \(Handbook 2014\)](#)

[Network of Stand-by Oil Spill](#)

## Key Aspects of the Vessels Network



Each of EMSA's contracted vessels has the following characteristics:

- Speed of 12 knots for prompt arrival on scene as well as low speed manoeuvrability for response operations
- On-board capability to decant excess water thereby maximising the use of on-board storage capacity
- Large storage capacity for recovered oil
- Ability to heat recovered cargo and use high capacity pumps to facilitate the discharging of heavy viscous oil mixtures to facilities ashore
- Oil slick detection system to facilitate the positioning of the vessel in the thicker oil slicks, and to enable operations at night.

All vessel arrangements comprise of two different containment and mechanical recovery options available for response operations depending on the weather conditions and type of pollutant:

- Sweeping arms;
- Ocean-going booms and an offshore skimmer (on certain vessels there are also high-capacity skimmers and weir booms available).

The average individual oil storage capacity of EMSA's contracted vessels is in the region of 3500m<sup>3</sup>, while the total storage capacity of all the vessels in the network is above 60000m<sup>3</sup>.

## LATEST BROCHURES

### Pollution Response Services

[Supporting Pollution Response for Cleaner European Seas](#)

### OSRV Brochure 2015

[EMSA Network of Oil Spill Response Vessels - Protecting European Seas against Pollution](#)

## NETWORK OF RESPONSE VESSELS: QUICK FACTS

Number of vessels which can be mobilised simultaneously: 17

Average storage capacity per vessel for recovered oil: 3.500 m<sup>3</sup>

Network storage capacity, if 17 vessels are mobilised >60.000 m<sup>3</sup>

Number of related equipment stockpiles: 17

Mobilisation time (vessel ready to sail to site) after request: 24 hours

Mobilisation procedure:

-Member States request assistance via the [ERCC](#)

-Member States have operational control of the



## EUROPEAN MARITIME SAFETY AGENCY

QUALITY SHIPPING, SAFER SEAS, CLEANER OCEANS

### ATLANTIC

### NETWORK OF STAND-BY OIL SPILL RESPONSE VESSELS - INFO SHEET

**CONTRACTOR**  
Remolcanosa S.A.

**CONTRACTED VESSEL(S)**  
Ria de Vigo

**AREA OF ECONOMIC OPERATION**  
Spain, North-western Coast (Galicia)

**STOCKPILE LOCATION**  
Vigo, Spain

**NUMBER OF VESSELS TO BE MOBILISED**  
1

**MOBILISATION TIME**  
Within 24 hours



#### ABOUT THE SERVICE

The Contractor, Remolcanosa, is a marine services company based in Vigo and has worldwide operational capacity. The main activities include harbour towage, salvage, offshore and coastal towage, crew and vessels management and ISM and ISPS Codes Consulting.

The arrangement includes the supply vessel Ria de Vigo, which is based in Vigo providing Fisheries Monitoring Services.

#### EQUIPMENT STOCKPILE

**Sweeping arms**  
Two Sofreba rigid sweeping arms (13 m) with weir skimmer

**Boom**  
Desmi heavy duty boom, 2x250 m (Ro-Boom 2000)  
Vikoma weir boom 180

**Skimmer**  
Framo weir/shovel drum high-capacity multiskimmer (Transrec 150)  
Desmi weir skimmer (Terminator)

**Slick detection**  
Seadarq oil slick detection system



Sweeping arms



Transrec multiskimmer



Heavy duty boom



Slick detection

#### ABOUT THE VESSEL - Ria de Vigo



The Rio de Vigo's commercial activity is fisheries control.

IMO number: 8311417  
Flag state: Spain  
Port of registry: Santa Cruz de Tenerife  
Type: Supply Vessel  
Built: 1985  
Length: 69.00 m  
Breadth: 13.50 m  
Max draft: 6.80 m  
Gross Tonnage: 1585 Ton  
Storage capacity: 1522 m<sup>3</sup>  
Heating capacity: 750 kW  
Pumping capacity: 625 m<sup>3</sup>/h  
Flash Point: >60°  
Propeller: 2 x Controllable Pitch Propeller  
Bow Thruster: Yes  
Max. speed: 14.25 knots  
Classification Society: Germanischer Lloyd



## EUROPEAN MARITIME SAFETY AGENCY

QUALITY SHIPPING, SAFER SEAS, CLEANER OCEANS

### ATLANTIC

### NETWORK OF STAND-BY OIL SPILL RESPONSE VESSELS - INFO SHEET

**CONTRACTOR**  
Mureloil

**CONTRACTED VESSEL(S)**  
Bahia Tres

**AREA OF ECONOMIC OPERATION**  
Western coast of Portugal, mainly between Sines and Lisbon

**STOCKPILE LOCATION**  
Sines, Portugal

**NUMBER OF VESSELS TO BE MOBILISED**  
1

**MOBILISATION TIME**  
Within 22 hours



#### ABOUT THE SERVICE

The contractor providing the ship is Mureloil, result of a Joint Venture between Naviera Murueta and Naviera Elcano, both of them Spanish shipowners.

The vessel Bahia Tres provides bunkering services along the Portuguese coast. The equipment stockpile is located in Sines.

#### EQUIPMENT STOCKPILE

**Sweeping arms**  
Two Lamor rigid sweeping arms (12 m) with weir/brush skimmer module (LJS 12)

**Boom**  
Norlense single point inflation boom, 2x250 m (NO-800-R)

**Skimmer**  
Lamor offshore brush skimmer (LFF 100 2C)

**Slick detection**  
Seadarq oil slick detection system



Sweeping arm



Boom and brush skimmer



Norlense boom



Sweeping arm skimmer

#### ABOUT THE VESSEL - Bahia Tres



The Bahia Tres' commercial activity is bunkering services.

IMO Number: 9428671  
Flag State: Spain  
Port of Registry: Santa Cruz de Tenerife  
Type: Product Tanker  
Built: 2007  
Length: 99.80 m  
Breadth: 18.00 m  
Max. Draft: 7.00 m  
DWT: 6920 Ton  
Gross Tonnage: 4969 Ton  
Net Tonnage: 1859 Ton  
Storage capacity: 7413 m<sup>3</sup>  
Heating capacity: 2300 kW  
Pumping capacity: 2050 m<sup>3</sup>  
Flash Point: > 60°C  
Propeller: Fixed Pitch Propeller  
Bow Thruster: Yes  
Max. speed: 12.7 knots  
Classification Society: ABS and Bureau Veritas



**EMSA** BOOM SYSTEM EMSA OIL SPILL RESPONSE EQUIPMENT

## DESMI RO-BOOM 2000

Remark: The information is based on the manufacturer's documentation

### BOOM WINDER

The Ro-boom is delivered on a 10 ft flat rack winder. The winder frame is used for storage, transportation and handling of the Ro-boom.

The winder frame is manufactured from specially designed steel and standard profiles.

Two frames with bearing housings for a shaft are mounted on the bottom frame. On the shaft a drum with end flanges is mounted. On one end of the shaft a sprocket wheel is mounted between the drum and the bearing housing. To rotate the drum a gearbox, with hydraulic motor, is mounted on a bracket plate on the bottom frame, the side of the bearing frame.



### AIR BLOWER

The remote control stand with built-in air-blower is a movable unit designed for inflation/deflation of oil booms and operation of boom winders in areas where hazardous atmospheres may occasionally occur.

The remote control stand is connected to the power supply by means of a 10 metres hose set. It should be placed in such a way that the best possible control of the operation is obtained.



### POWER PACK

The Ro-clean Desmi power pack, type DSPP 58 kW is a power unit, designed to operate in areas where hazardous atmospheres may occasionally occur. It is fitted with the necessary safety equipment to meet the safety standard Lloyd's Open Deck explosion proof Zone 2 areas and it is designed with ease of operation and maintenance in mind.

#### TECHNICAL SPECIFICATIONS :

Length: 2015 mm  
 Width: 1115 mm  
 Height: 1800 mm  
 Weight: 1500 kg  
 Max. pressure: 210 bar  
 Flow range: 0-200 l/min



This system is available on board the EMSA Contracted Vessels in following variations:

Name	Winder	Air Blower	Power pack	Flash point* Ex Class
Santa Maria(2x250 m)	Ro-boom winder	HRD2	Desmi DSPP 58, 58 kW	Zone 2
Aegis I (2x250 m)	Ro-boom winder	HRD2 (integrated in the power pack)	Desmi DSPP 58, 58 kW	Zone 2
Ria de Vigo (2x250 m)	Ro-boom winder	HRD2	Hydraulic power provided by the vessel	N.A.

\* Depending on the location of the equipment on board, the vessel may be classified with a flashpoint above or below 60°C.

**EMSA** EUROPEAN MARITIME SAFETY AGENCY  
 QUALITY SHIPPING, SAFER SEAS, CLEANER OCEANS

BOOM SYSTEM

EMSA OIL SPILL RESPONSE EQUIPMENT

## LAMOR HDB 2000 HEAVY DUTY BOOM

Remark: The information is based on the manufacturer's documentation

### GENERAL DESCRIPTION

The Lamor heavy duty boom is a segmented boom constructed in such a way that two layers of synthetic fabric are vulcanized together with synthetic oil-resistant rubber outer layers. The boom is equipped with a ballast chain that guarantees correct deployment in sweeping operations.

The boom has ASTM connectors and towing lines. On deployment the boom sits symmetrically in the water, allowing for easy maneuver and for facing the oil slick from either side. Inflation of the boom is quick and efficient thanks to the air valve and the use of an air blower.

The boom is equipped with inflatable buoyancy chambers with separate air valves, which means that in case of puncture only one chamber will lose air. It is manufactured from heavy-duty neoprene rubber with a hypalon external skin.

This one-piece moulded composite construction has complete cross vulcanization of rubber and reinforcing plastics. The construction is seamless, it has high abrasion resistance, peel resistance and tensile strength.

The boom is also fitted with stainless steel fittings, galvanised ballast/tension chains and internal stainless steel rods. These rods ensure optimum skirt profile under tow.

#### KEY CHARACTERISTICS:

- Segmented heavy duty boom, 250 metres each
- Inflatable buoyancy chambers
- ASTM connectors
- Belt-driven air blower
- Storage reels mounted on 10' flat rack containers



#### TECHNICAL SPECIFICATIONS

Freeboard	600 mm	Operational temperature	-40°C to 60°C
Draught	1100 mm	Efficient in waves	up to 4 m
Length (chamber)	3 m	Stable in current	up to 3 knots
Length (section)	50 m	Deployment time	250 m – approx. 45 minutes
Weight per meter	19.6 kg	Buoyancy /weight ratio	12.5:1





[emsa.europa.eu](https://emsa.europa.eu)

 [twitter.com/emsa\\_lisbon](https://twitter.com/emsa_lisbon)

 [facebook.com/emsa.lisbon](https://facebook.com/emsa.lisbon)

 **EMSA**  
European Maritime Safety Agency