

SafeSeaNet monthly report March 2007

1. Background information

SafeSeaNet is a complex system that requires close monitoring and follow-up throughout its development so as to ensure the prompt detection of problems as they occur and to assist in the decision making process towards further evolutions.

The purpose of the report is to produce on a monthly basis, specific measurable elements and figures giving a full, clear and current picture of the situation. The report may be further analysed by EMSA, the Commission and the MS for extracting conclusions on the usability of SSN system.

2. Type of information

All the bellow information was produced through the SSN application with the support of the ICT pillar.

2.1. Notifications

The table in this chapter gives a picture of the notifications provided by Member States to SSN per message type and interface.

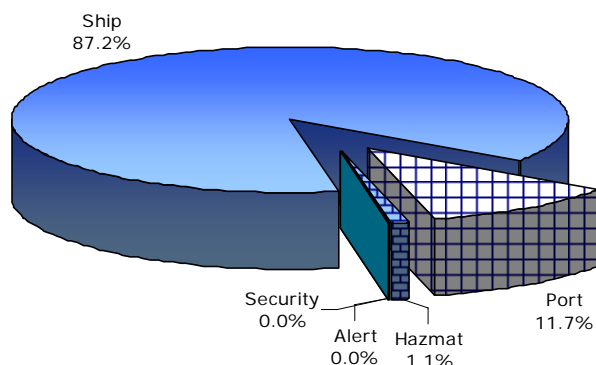
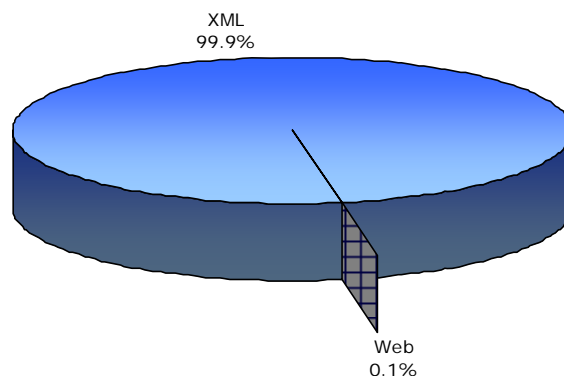
Table 1 - Notifications SSN (Mar.2007)

COUNTRY	INTERFACE	SHIP		PORT	HAZMAT	ALERT	SECURITY	TOTAL
		AIS	MRS					
Belgium	XML	139,941		66,001	1,240			207,182
Denmark	XML				495			495
Finland	XML			5,995	443			6,438
Germany	XML				2,275			2,275
Ireland	XML				26			26
Lithuania	Web			1				1
Lithuania	XML			2,043	119			2,162
Netherlands	Web			315	103	2		420
Netherlands	XML	309,941		25,705	4,440			340,086
Norway	XML	363,732		1,773	803			366,308
Poland	XML	108,579		2,253	406		22	111,260
Portugal	Web			84				84
Slovenia	Web		127	240	3			370
Spain	XML			11,523	263			11,786
Sweden	XML	3,382		8,382	589			12,353
TOTAL		925,575	127	124,315	11,205	2	22	1,061,246

EMSA comment

On the reporting period no new user began activity in SafeSeaNet. Poland started sending security notifications.

The web interface is still being used by some Member States (Slovenia, Portugal and Netherland). Portugal is a temporary situation and is being used by one single port (Funchal, Madeira Island); Netherlands is the same situation. Slovenia decided to continue using the web interface for providing notifications to SSN.

Figure 1 – Notifications per Type**Figure 2 – Notification per Interface****2.2. Requests**

The table in this chapter gives a picture of the requests made by Member States to SSN per message type and interface.

Table 2 - Requests SSN (Mar.2007)

COUNTRY	INTERFACE	SHIP	PORT	HAZMAT	ALERT	SECURITY	TOTAL
Denmark	Web	6					6
Finland	Web	5	1				6
Germany	Web	37		7			44
Germany	XML			46			46
Ireland	XML		11	1			12
Lithuania	Web	80	1	1			82
Netherlands	Web	601	44	1			646
Norway	Web	2		2			4
Norway	XML	3	4	28,160	3		28,170
Poland	XML	16	24	19	1	1	61
Portugal	Web	105	7				112
Slovenia	Web	429	4				433
Spain	Web	76	23	8			107
European Commission	Web	36	10	11			57
TOTAL		1,396	129	28,256	4	1	29,786

EMSA comment

The web interface is more used by Member States to request, because this functionality is still not implemented in Xml to many of the SSN users.

However, Norway, Germany and Poland are actively using this functionality in Xml. Ireland is still testing the connection with SSN; these requests can only be considered for statistical proposes.

Figure 3 – Requests per Type

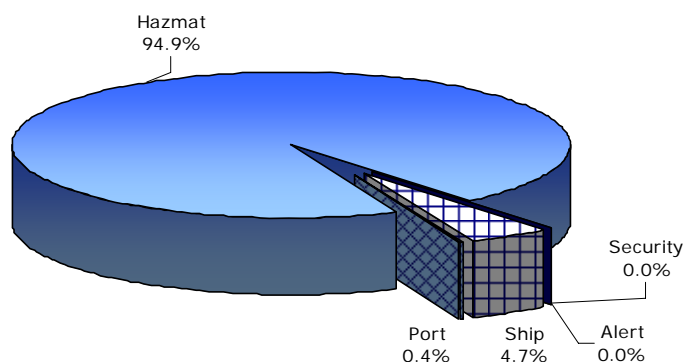
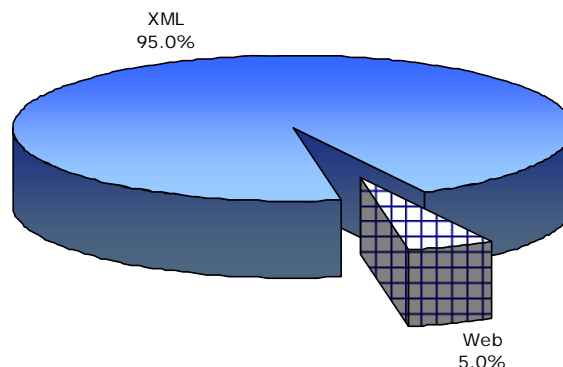


Figure 4 – Requests per Interface



2.3. LOCODEs per MS and the number of notification (port and HAZMAT) associated with these LOCODEs

In this chapter the notifications sent to SSN are analysed according to the next port of call LOCODE mentioned in the Port and Hazmat notifications. The information is grouped by three categories, European ports, non European ports and unknown ports. The top 10 EU ports are also displayed in the table.

Table 3 – Port and Hazmat Notifications per LOCODE (Mar.2007)

COUNTRY	LOCODE		PORT	HAZMAT	TOTAL
EU Top 10 Ports					
NETHERLANDS	NLR TM	Rotterdam	17,523	4,506	22,029
SPAIN	ESLPA	Las Palmas	3,131	175	3,306
NETHERLANDS	NLVLI	Vlissingen	2,623	24	2,647
LITHUANIA	LTKLJ	Klaipeda	2,039	160	2,199
SPAIN	ESALG	Algeciras	2,000	4	2,004
FINLAND	FIHEL	Helsinki	1,641	208	1,849
NETHERLANDS	NLTNZ	Terneuzen	1,365	26	1,391
SPAIN	ESBCN	Barcelona	1,070	79	1,149
SWEDEN	SEHEL	Helsingborg	972	59	1,031
SWEDEN	SEGOT	Goteborg	793	206	999
EU Ports			54,564	9,202	63,766
Non EU Ports			0	352	352
Port unknown		UNKWN	69,745	1,614	71,359

EMSA comment

The table shows the proportion of notifications by LOCODE. However as the next port of call is not mandatory information (according to the current XML Reference Guide), if the vessel is bounding for a non EU port, "port unknown" has a higher proportion.

2.4. Availability of the SSN EIS (H/W, S/W, communications etc) and the response time (diagram)

During the reporting period, the average response time of SSN in production environment, was between **1.50 and 1.40** seconds.

The standard response time and the minimum acceptable response time have yet to be defined. After definition of the above, information about the specific periods (date/time) when degradation

of the system took place (response time below the minimum acceptable response time) will be produced. This data can only be gathered using the resources available at the Data Centre.

To supplement the limited information currently provided through the Mirella web site, EMSA developed a test tool. This test probe consists, in fact, on the test client tool available since last year, programmed to send a message to the production site every ten minutes.

The results are presented in the next table and only refer to the production environment. Each record on the table represents a failed attempt to communicate with SSN.

Table 4 – SSN Availability – Periods of Interruption (Mar.2007)

DATE	Period of Interruption (min.)	FROM	TO
06-Mar-2007	59	06/03/2007 18:10	06/03/2007 19:10
15-Mar-2007	210	15/03/2007 20:20	15/03/2007 23:50
16-Mar-2007	1038	16/03/2007 02:05	16/03/2007 19:23
19-Mar-2007	599	19/03/2007 01:40	19/03/2007 11:40

EMSA comment

Care should be taken when interpreting this information, because the results may be biased due to the connectivity conditions between DIGIT and EMSA. Furthermore, it only tells that SSN is responding to a simple message, which does not even assure for SSN full operational capability (meaning that this does not represent that SSN responds to the request).

2.5. Error Analysis

The table in this chapter shows the number not accepted notifications in SSN by type of error and by Member State. N/R stands for user not identifiable.

Table 5 – Errors Analysis (Mar.2007)

COUNTRY	Access Denied	Invalid Format	Server Error	TOTAL
Belgium	2	1,139	87	1,228
European Commission	1			1
Finland		4	11	15
Germany		2		2
Lithuania	2	142	6	150
N/R		129,773	5	129,778
Netherlands	2	2,250	256	2,508
Norway	3	473	329	805
Poland	5	192	452	649
Slovenia		1		1
Spain			4	4
Sweden	2	11	28	41
TOTAL	17	133,987	1,178	135,182

EMSA comment

The table reveals that the message error type *Invalid Format* has the higher occurrence. The N/R means that the message was not readable and so not possible to identify the sender. EMSA is going to record the "invalid format" messages to further analyse and assist MS in correcting the message formats. The task will be launched as soon as the new SSN version 1.9 will be implemented (end of April 07).

2.6. Ship database and new entries during the previous month

The total lists of ships recorded in SafeSeaNet database with their IMO number, MMSI, ship's name and call sign has now a total of 23,008 records. During the last month 1,256 new vessels were recorded and 4,553 vessels updated, in a total of 5,809 records created/updated (average of 1,300 records per week).

2.7. SSN Users

The table in this chapter gives a picture of the SSN registered users by Member State per associated role and interface.

Table 6 – SSN Users (Mar.2007)

COUNTRY	INTERFACE		ROLE TYPE									TOTAL
	Web	XML	ADM	ALL	NCA	MIN	POR	CST	PSC	OTH	PMoU	
Belgium	3	1	1		2			1				4
Czech Republic	2				1	1						2
Denmark	1	1			2							2
European Comm.	8	1	4	4							1	9
Finland	7	1			2		2	4				8
Germany	1	1			2							2
Greece	1				1							1
Ireland	1	1			2							2
Lithuania	9	1			1		2		6	1		10
Netherlands	14	5			3		10	2	2	1	1	19
Norway	3	1		1	3							4
Poland	1	1			2							2
Portugal	23	23			2		44					46
Slovenia	3				1				1	1		3
Spain	55	1			2	1		23	30			56
Sweden	1	1			2							2
TOTAL	133	39	5	5	28	2	58	30	39	3	2	172

EMSA comment

From the figures above, results that most Member States have not yet introduced in SSN all their users, namely their LCAs (PORT, PSC and CST). However it is worth noting that all the SSN users are not visible in the current version of SafeSeaNet because the same userID may be used by several persons. The next version of SSN v1.9 will allow creating several users per authority giving visibility to all participants.