

Lisbon, 04 September 2007

Ref: F1/Ops/Stats/Aug07

SafeSeaNet monthly report August 2007

1. Background information

SafeSeaNet is a complex system that requires close monitoring and follow-up throughout its development so as to ensure the prompt detection of problems as they occur and to assist in the decision making process towards further evolutions.

The purpose of the report is to produce on a monthly basis, specific measurable elements and figures giving a full, clear and current picture of the situation. The report may be further analysed by EMSA, the Commission and the MS for extracting conclusions on the usability of SSN system.

Very important matter related to the operations of the SafeSeaNet is a deployment of the new version 1.9. This deployment will probably take place in October 2007 due to the SSN hosting issues. So far new version was validated on the acceptance environment with active support of two Member States: Poland and Ireland.

Maritime Support Services (MSS) continue it's operations. The main objective of the team is to actively support participating countries. The MSS, apart from other tasks, started a random check activity of the notifications sent by the participating countries with the main objective to improve, at its current stage, the system. As a result of that, more than 1,300 notifications were checked since July. Some countries were contacted to clarify different issues detected. This is an on-going task which main purpose is to harmonise the performance of the SSN users.

2. Type of information

All bellow information was produced through the SSN application with the support of the ICT pillar.

2.1. Notifications

The table in this chapter gives a picture of the notifications provided by Member States to SSN per message type and interface.

Table 1 - Notifications SSN (Aug.2007)

COUNTRY	INTERFACE	SHIP		PORT	HAZMAT	ALERT	SECURITY	TOTAL
		AIS	MRS					
Belgium	XML	145,667		56,298	1,401			203,366
Denmark	XML	331,282			517			331,799
Finland	XML			12,215	503			12,718
Germany	XML				901			901
Ireland	XML				26			26
Italy	XML		28,361	129	76			28,566
Lithuania	XML			1,913				1,913
Netherlands	Web			273	84	1		358
Netherlands	XML	314,768		25,340	4,231			344,339
Norway	XML	420,273		1,810	798			422,881
Poland	XML	101,115	1	2,085	542	8	371	104,122
Portugal	Web			55	1			56
Romania	Web			839	75			914
Slovenia	Web		102	187	2			291
Spain	XML			14,887	409			15,296
Sweden	XML	7,235		7,462	556			15,253
TOTAL		1,320,340	28,464	123,493	10,122	9	371	1,482,799

EMSA comment

Web interface is being used by Romania, Slovenia, Portugal and Netherlands. Portugal is in a temporary situation and the web interface is used by one single port (Funchal, Madeira Island); Netherlands is in the same situation. Slovenia and Romania continue using the web interface for providing notifications to SSN. Twelve countries introduced XML interfaces and are using it actively. France with it's XML interface is not in production yet due to access rights policy.

Figure 1 – Notifications per Type

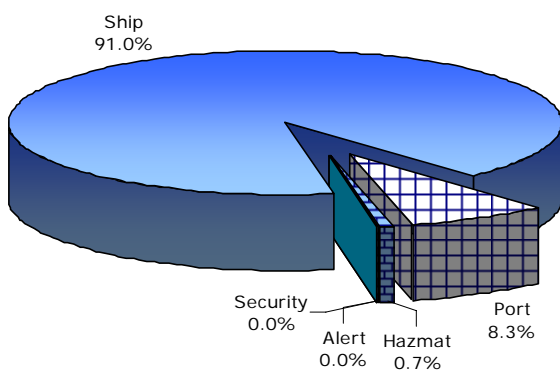
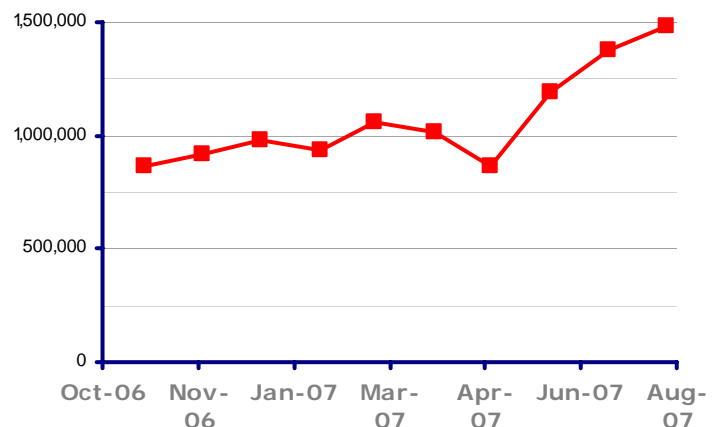


Figure 2 –Notifications: Nov.06/Aug.07



2.2. Requests

The table in this chapter gives a picture of the requests made by Member States to SSN per message type and interface.

Table 2 - Requests SSN (Aug.2007)

COUNTRY	INTERFACE	SHIP	PORT	HAZMAT	ALERT	SECURITY	TOTAL
Belgium	Web	10	4				14
Denmark	Web	7					7
Denmark	XML			3			3
Germany	Web	173	1	48			222
Germany	XML			63			63
Greece	Web	49	1	39			89
Ireland	XML		2				2
Italy	Web	3		3			6
Italy	XML	5	1	6			12
Lithuania	Web	6	1				7
Netherlands	Web	432	6	14			452
Norway	Web	3	1	3			7
Norway	XML			38,204			38,204
Poland	Web	1	1	1			3
Poland	XML	4	2	5		1	12
Portugal	Web	77	3				80
Romania	Web	1,165	36		2		1,203
Slovenia	Web	497	6	2			505
Spain	Web	48	11	3			62
Sweden	Web	4	2				6
European Commission	Web	196	58	74		4	332
TOTAL		2,670	132	38,468	2	5	41,277

EMSA comment

The web interface is most commonly used by the Member States to request information. This is due to the fact that this functionality has not been, for the time being, implemented in Xml by most of the SSN users. However, Norway, Germany, Poland, Denmark and Italy are using this functionality in Xml.

Figure 3 – Requests per Type

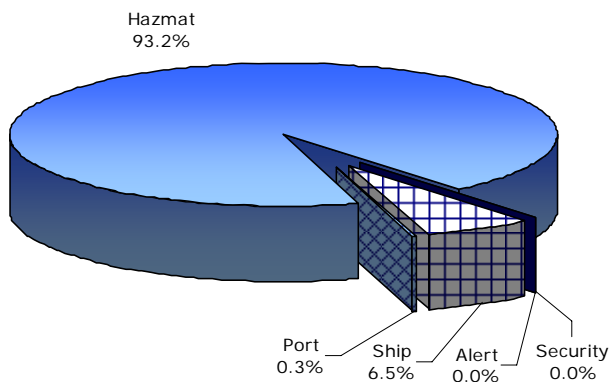
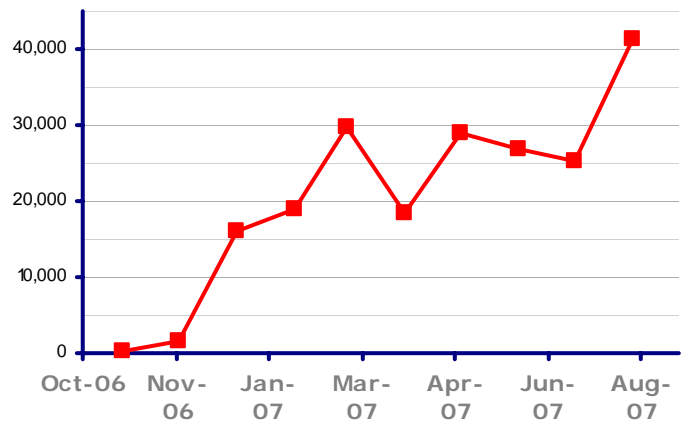


Figure 4 – Requests: Nov.06/Aug.07



2.3. LOCODEs per MS and the number of notification (port and HAZMAT) associated with these LOCODEs

In this chapter the notifications sent to SSN are analysed according to the next port of call LOCODE mentioned in the Port and Hazmat notifications. The information is grouped by three categories, European ports, non European ports and unknown ports. The top 10 EU ports are also displayed in the table.

Table 3 – Port and Hazmat Notifications per LOCODE (Aug.2007)

COUNTRY	LOCODE	PORT	HAZMAT	TOTAL	
EU Top 10 Ports					
NETHERLANDS	NLR TM	Rotterdam	18,660	4,198	22,858
FINLAND	FIHEL	Helsinki	4,276	187	4,463
SPAIN	ESLPA	Las Palmas	3,919	232	4,151
NETHERLANDS	NLVLI	Vlissingen	3,438	12	3,450
UNITED KINGDOM	GBRMG	Ramsgate	2,376	0	2,376
SPAIN	ESALG	Algeciras	2,236	10	2,246
SPAIN	ESBCN	Barcelona	1,937	109	2,046
LITHUANIA	LTKLJ	Klaipeda	1,951	24	1,975
NETHERLANDS	NLTNZ	Terneuzen	1,490	18	1,508
SWEDEN	SEGOT	Göteborg	1,069	147	1,216
EU Ports			79,823	7,845	87,668
Non EU Ports			0	217	217
Port unknown		UNKWN	43,629	1,919	45,548

EMSA comment

The table shows the proportion of notifications by LOCODE. However as the next port of call is not mandatory information (according to the current XML Reference Guide), if the vessel is bounding for a non EU port, "port unknown" has a higher proportion.

2.4. Availability of the SSN EIS (H/W, S/W, communications etc) and the response time (diagram)

During the reporting period, the average response time of SSN in production environment, was between **1.50 and 1.90** seconds.

The standard response time and the minimum acceptable response time have yet to be defined. After definition of the above, information about the specific periods (date/time) when degradation of the system took place (response time below the minimum acceptable response time) will be produced. This data can only be gathered using the resources available at the Data Centre.

To supplement the limited information currently provided through the "Mirella" web site, EMSA developed a test tool. This test probe consists, in fact, on the test client tool available since last year, programmed to send a message to the production site every ten minutes. The results are presented in the next table and only refer to the production environment. Each record on the table represents a failed attempt to communicate with SSN.

Table 4 – SSN Availability – Periods of Interruption (Aug.2007)

MDAY	MONTH	YEAR	DATE	Period of Interruption (min.)	FROM	TO
03	Aug	2007	2	10	03/08/2007 15:30	03/08/2007 15:40
08	Aug	2007	1	0	08/08/2007 15:20	08/08/2007 15:20
16	Aug	2007	42	410	16/08/2007 17:05	16/08/2007 23:55
17	Aug	2007	49	480	17/08/2007 00:05	17/08/2007 07:55

EMSA comment

Care should be taken when interpreting this information, because the results may be biased due to the connectivity conditions between DIGIT and EMSA. Furthermore, it only tells that SSN is responding to a simple message, which does not even assure for SSN full operational capability (meaning that this does not represent that SSN responds to the request).

2.5. Error Analysis

The table in this chapter shows the number not accepted notifications in SSN by type of error and by Member State. N/R stands for user not identifiable.

Table 5 – Errors Analysis (Aug.2007)

COUNTRY	AccessDenied	InvalidFormat	ServerError	Total Of TOTAL
Belgium		3,290	6	3,296
Denmark		155	10	165
Italy	2	5	33	40
Lithuania		13		13
N/R	166	165,410	22	165,598
Netherlands		389	15	404
Norway		423	10	433
Poland		74	39	113
Romania	1	14		15
Slovenia		2		2
Sweden	2	2	3	7
Total	171	169,777	138	170,086

EMSA comment

Message error type *Invalid Format* still has the higher occurrence. The N/R means that the message was not readable and so not possible to identify the sender. EMSA is going to record the "invalid format" messages to further analyse and assist MS in correcting the message formats. The task will be launched as soon as the new SSN version 1.9 will be implemented.

Figure 5 – Errors per Type

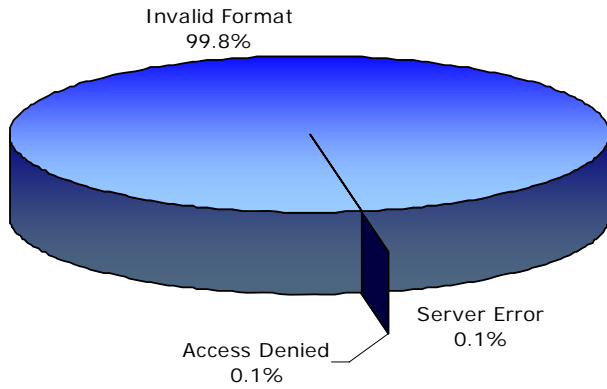
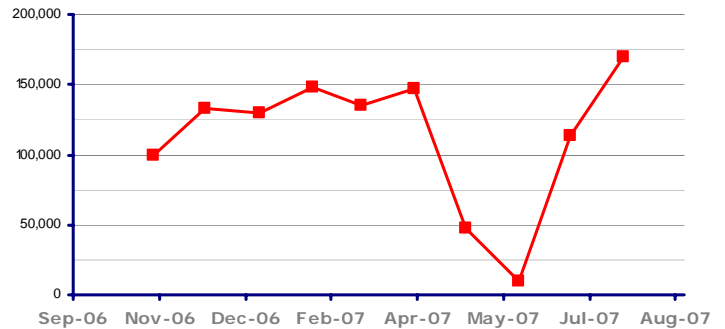


Figure 6 – Errors: Nov.06/Aug.07



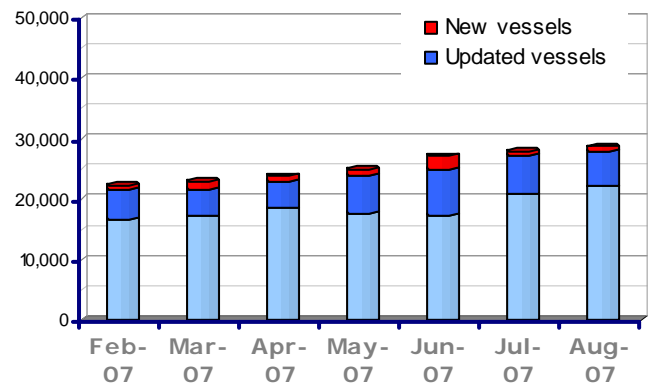
2.6. Ship database and new entrees during the previous month

The total lists of ships recorded in SafeSeaNet database with their IMO number, MMSI, ship’s name and call sign has now a total of 28,769 records.

Table 6 – Ship database

	New vessels	Updated vessels	TOTAL	var (%)
Feb-07	554	5,025	22,306	2.55%
Mar-07	1,256	4,553	23,008	3.15%
Apr-07	842	4,487	23,850	3.66%
May-07	1,096	6,260	24,946	4.60%
Jun-07	2,274	7,517	27,220	9.12%
Jul-07	744	6,407	27,964	2.73%
Aug-07	805	5,825	28,769	2.88%

Figure 7 – Ship database



EMSA comment

During the last month 805 new vessels were recorded and 5,825 vessels updated, in a total of 6,630 records created/updated (average of 1658 records per week).

2.7. SSN Users

The table in this chapter gives a picture of the SSN registered users by Member State per associated role and interface.

Table 7 – SSN Users (Aug.2007)

COUNTRY	INTERFACE		ROLE TYPE									TOTAL
	Web	XML	ADM	ALL	NCA	MIN	POR	CST	PSC	OTH	PMoU	
Belgium	3	5	1		2		4	1				8
Czech Republic	2				1	1						2
Denmark	1	1			2							2
European Commis	9	2	5	5							1	11
Finland	7	1			2		2	4				8
Germany	1	1			2							2
Greece	1				1							1
Ireland	1	1			2							2
Italy	1	1			2							2
Lithuania	9	1			1		2		6	1		10
Netherlands	17	5			3		11	2	4	1	1	22
Norway	5	2		1	6							7
Poland	1	1			2							2
Portugal	23	23			2		44					46
Romania	7				1		3	1		2		7
Slovenia	3				1				1	1		3
Spain	55	1			2	1		23	30			56
Sweden	1	1			2							2
TOTAL	147	46	6	6	34	2	66	31	41	5	2	193

EMSA comment

From the figures above, results that most Member States have not yet introduced in SSN all their users, namely their LCAs (PORT, PSC and CST). However it is worth noting that all the SSN users are not visible in the current version of SafeSeaNet because the same userID may be used by several persons. The next version of SSN v1.9 will allow creating several users per authority giving visibility to all participants. Netherlands and Romania increased number of it's WEB users during August.