

## SafeSeaNet monthly report September 2008

### 1 - Background information

The purpose of the monthly report is to present the latest specific measurable elements and figures, thereby providing a picture of the current status of SafeSeaNet. The report is made available to EMSA, the Commission and the Member States for their further analysis. Conclusions may be drawn from it on current usage of the SSN system. The report provides statistical information on the quantity of data exchanged in SSN. Section 4 gives an indication of the quality of the data. The objective is to inform MS on areas where their performance must be improved.

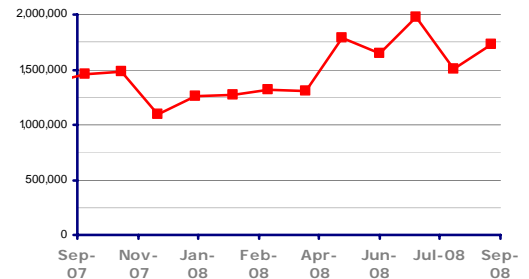
### 2 - Type of information

#### 2.1 – SSN Notifications

The table below shows the type and number of notifications sent to SSN in September 08 by each reporting country while identifying the type of interface used for providing that data (Web-based or automatic XML-based). The table also includes the total amount of notifications by country and type. The graph shows the evolution of the number of notifications sent in the last year.

Table 1 - SSN Notifications

COUNTRY	INTERFACE	SHIP	PORT	HAZMAT	ALERT	TOTAL
Belgium	XML	146,088	8,582	3,125		157,795
Bulgaria	Web		233	9		242
Denmark	XML	392,247		345		392,592
Finland	XML		3,932	532		4,464
France	XML	13,936	3,854	800	65	18,655
Germany	XML	162,741	11,032	1,946		175,719
Iceland	XML	30	30			60
Ireland	XML	31,578	1	49		31,628
Italy	Web		6			6
	XML	89,464	1,496	43		91,003
Latvia	XML	97,705	394	8	44	98,151
Lithuania	Web		2	3		5
	XML	13,058	1,763	351		15,172
Malta	XML	33,876	923	388		35,187
Netherlands	Web		205	75	7	287
Netherlands	XML	139,345	10,621	2,258		152,224
Norway	XML	326,325	5,637	921		332,883
Poland	XML	115,857	6,964	1,542		124,363
Portugal	Web		40	2		42
	XML		1,493	284		1,777
Romania	Web		547	77		624
Slovenia	Web	143	304	17		464
Spain	XML		6,158	1,023		7,181
Sweden	XML	9,465	9,685	675		19,825
United Kingdom	XML	19,254	41,183	8,680		69,117
<b>TOTAL</b>		<b>1,591,112</b>	<b>115,085</b>	<b>23,153</b>	<b>116</b>	<b>1,729,466</b>



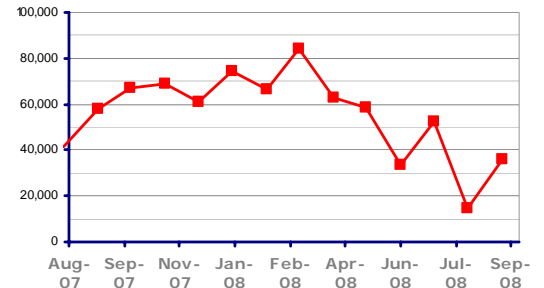
**EMSA comment** – There is an increase of almost 15% compared to the previous month in the number of notifications provided. Only France, Latvia and the Netherlands are providing alert notifications on a routine basis. Italy has resumed communicating with improvements in the quantity and quality of data provided; they also expanded the number of Ports reporting.

### 2.2 – SSN Requests

The table below shows the type and number of requests made to SSN in September 08 by each reporting country; with the type of interface also identified. The graph illustrates the monthly evolution in the number of requests made during the last year.

**Table 2 - SSN Requests**

COUNTRY	INTERFACE	SHIP	PORT	HAZMAT	ALERT	TOTAL
Belgium	Web	11		5	9	25
	XML	712				712
Bulgaria	Web				1	1
Denmark	XML		4	3	10	17
France	Web			2	16	18
	XML	26			7	33
Germany	Web	1			3	4
	XML	1		5		6
Iceland	Web			1		1
Italy	Web	2				2
	XML	3	14	1		18
Latvia	XML	2	13	3	8	26
Lithuania	Web	6		1	1	8
Malta	Web	13		14	1	28
Netherlands	Web	9		4	22	35
Norway	Web	13		5		18
	XML		19	34,384		34,403
Poland	Web	5		57	1	63
	XML	1				1
Romania	Web			9		9
Slovenia	Web	1				1
Spain	Web	23		15	41	79
Sweden	Web	1		2	4	7
European Commission	Web	133		22	49	204
<b>TOTAL</b>		<b>963</b>	<b>50</b>	<b>34,533</b>	<b>173</b>	<b>35,719</b>

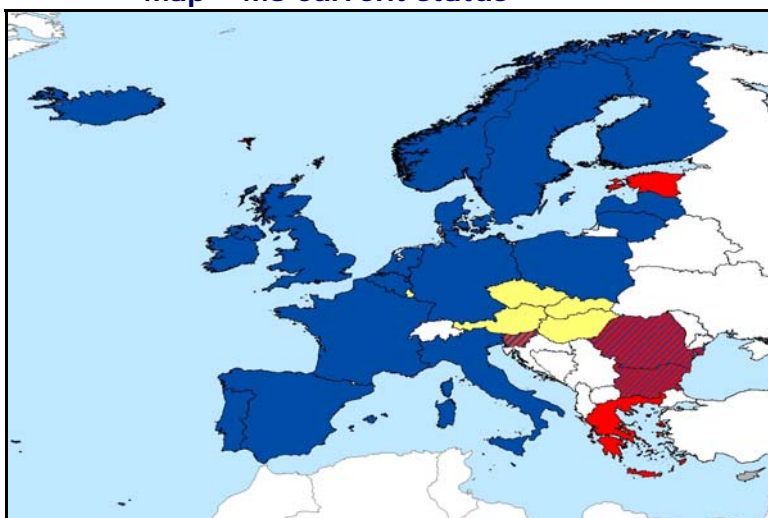


**EMSA comment** – The number of requests is increasing, rising back to previous norms due to reconnection of Norway (after a period of technical interventions). Member States are invited to promote the use of SSN by their operators in VTS, MRCC, Ports, etc., for searching information or crosschecking with information from other sources.

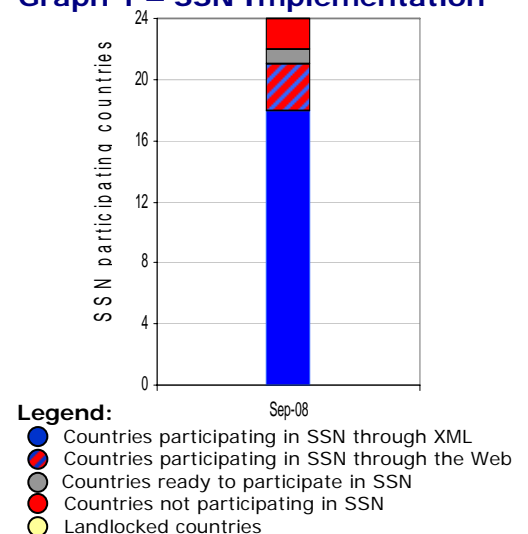
### 3. Member States status

#### 3.1 –SSN Participating Countries

**Map – MS current status**



**Graph 1 – SSN Implementation**



**EMSA comment** – During September 08 there were no changes in MS status.

### 3.2 – Status of implementation per type of notification

Table 3 summarises the MS' current status on notifications using XML (automatic connection for the message exchange) and projected dates when the remaining MS are expected to enter into production or begin their commissioning.

**Table 3 – Status of Implementation per SSN country**

COUNTRY	Notifications				Date Projected for Tests or Production
	Port	Hazmat	Ship	Alert	
BE Belgium	yes	yes	yes	no	
BU Bulgaria (*)	yes (*)	yes (*)	no	no	Test: October 2008
CY Cyprus	ready	ready	ready	ready	
DK Denmark	ready	yes	yes	no	
EE Estonia	no	no	no	no	Test: October 2008 for Port and Hazmat
FI Finland	yes	yes	no	no	Test: November 2008 alerts notifications, and end of 2008 for MRS Ship notifications and improvement in Hazmat
FR France	yes	yes	yes	yes	
DE Germany	yes	yes	yes	no	Production: End of 2008 for Alerts
GR Greece	no	no	no	no	Currently drafting specifications
IC Iceland	yes	yes	yes	no	
IE Ireland	ready	yes	yes	ready	
IT Italy	yes	yes	yes	ready	
LV Latvia	yes	yes	yes	yes	
LT Lithuania	yes	yes	yes	no	
MT Malta	yes	yes	yes	ready	
NL Netherlands	yes	yes	yes	no	
NO Norway	yes	yes	yes	ready	
PL Poland	yes	yes	yes	ready	
PT Portugal	yes	yes	no	no	Production: 2009 for Alert and Ship notifications
RO Romania (*)	yes (*)	yes (*)	yes (*)	yes (*)	Test: End of 2008
SI Slovenia (*)	yes (*)	yes (*)	yes (*)	yes (*)	Test: Mid November of 2008
ES Spain	yes	yes	no	no	
SE Sweden	yes	yes	yes	no	
GB United Kingdom	yes	yes	ready	ready	

Notes:

Updated: September 2008

(\*) Countries participating using the Web interface

Yes	Participating, sending notifications
Ready	Passing the "commissioning" tests that certify national compliance with SSN but not yet using the system
No	No connection to SSN

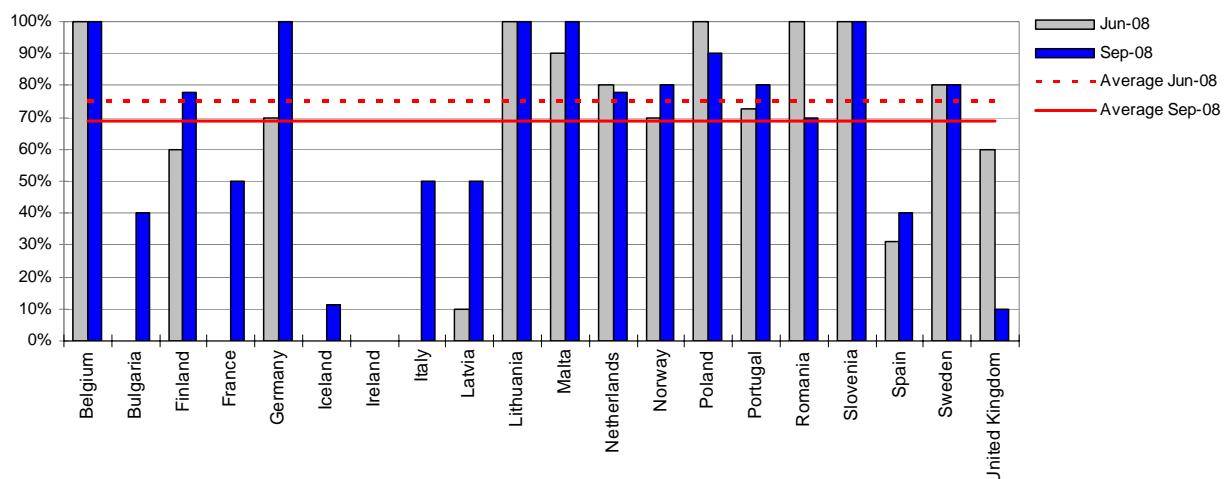
**EMSA comment – Italy** began providing AIS Ship Notifications (XML Interface)

## 4. Data Quality

### 4.1. – Port Notifications

The following graphic presents the result of the data quality checks by comparing the information available in external data sources (Port authorities' web pages, Lloyds Maritime Intelligence Unit and Sea-Web) and SSN. The graphic also shows the evolution by country in June 08 and September 08. 100% means that information available on external sources has been reported to SSN.

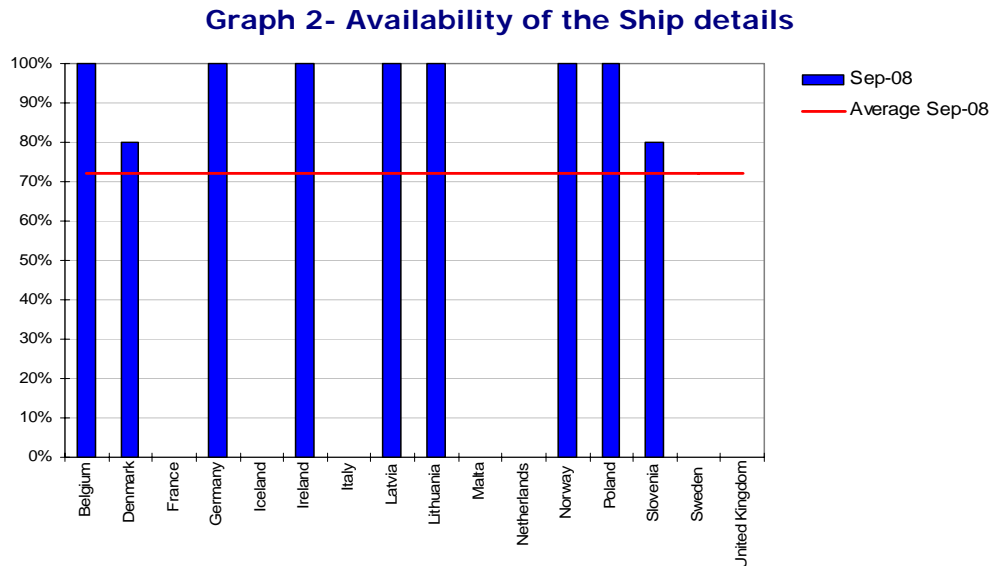
**Graph 2 - Port Notifications vs external sources**



**EMSA comment** – Not all MS are providing the required port notifications: only Belgium, Germany, Lithuania, Malta and Slovenia reached 100% (all ship calls checked were found in SSN as port notifications).

#### 4.2. - Availability of the messages details

The graph below illustrates the percentage availability on request of the details connected with Ship messages (AIS and MRS) on a per country basis and with the monthly average. 100% means that details are always available upon request. The results are based upon a sample of requests on ship notifications.



**EMSA comment** – The average availability of the ship details is 72%; availability has decreased compared to previous months.