

SafeSeaNet monthly report October 2008

1 - Background information

The purpose of the monthly report is to present the latest specific measurable elements and figures, thereby providing a picture of the current status of SafeSeaNet. The report is made available to EMSA, the Commission and the Member States for their further analysis. Conclusions may be drawn from it on current usage of the SSN system. The report provides statistical information on the quantity of data exchanged in SSN. Section 4 gives an indication of the quality of the data. The objective is to inform MS on areas where their performance must be improved.

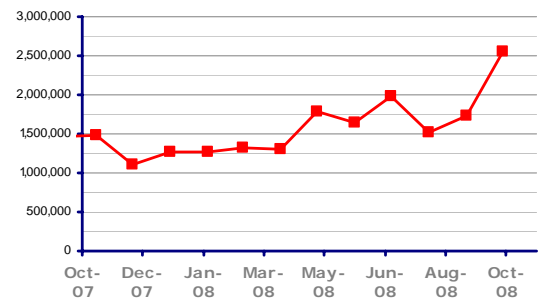
2 - Type of information

2.1 – SSN Notifications

The table below shows the type and number of notifications sent to SSN in October 08 by each reporting country while identifying the type of interface used for providing that data (Web-based or automatic XML-based). The table also includes the total amount of notifications by country and type. The graph shows the evolution of the number of notifications sent in the last year.

Table 1 - SSN Notifications

COUNTRY	INTERFACE	SHIP	PORT	HAZMAT	ALERT	TOTAL
Belgium	XML	156,977	9,398	3,215		169,590
Bulgaria	Web		227	12		239
Cyprus	XML	139,110				139,110
Denmark	XML	265,747		368		266,115
Finland	XML		2,665	389		3,054
France	XML	14,324	3,999	745	61	19,129
Germany	XML	174,085	11,628	4,126		189,839
Iceland	XML	23	23			46
Ireland	XML	4,708		63		4,771
Italy	XML	333,158	2,810	326		336,294
Latvia	XML	86,419	611	10	31	87,071
Lithuania	Web		6	7		13
	XML	15,625	1,683	357		17,665
Malta	XML	45,106	1,101	391		46,598
Netherlands	Web		274	117	5	396
	XML	293,586	11,426	2,201		307,213
Norway	XML	392,881	5,349	936		399,166
Poland	XML	120,369	2,621	913		123,903
Portugal	Web		74	3		77
	XML		1,870	285		2,155
Romania	Web		555	101		656
Slovenia	Web	154	308	27		489
Spain	XML		15,044	2,850		17,894
Sweden	XML	8,561	8,619	676		17,856
United Kingdom	XML	200,508	185,585	10,896		396,989
TOTAL		2,251,341	265,876	29,014	97	2,546,328



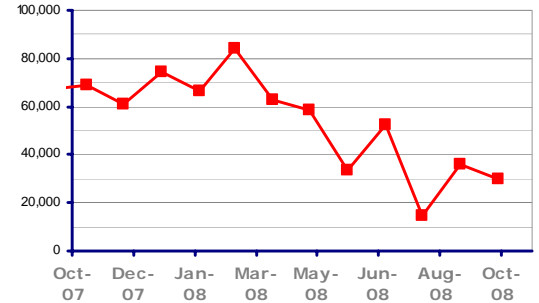
EMSA comment – The number of notifications sent to SSN during October 2008 has reached almost 2,6 million. The increase is due to the efforts of all MS given that the end of 2008 is approaching.

2.2 – SSN Requests

The table below shows the type and number of requests made to SSN in October 08 by each reporting country; with the type of interface also identified. The graph illustrates the monthly evolution in the number of requests made during the last year.

Table 2 - SSN Requests

COUNTRY	INTERFACE	SHIP	PORT	HAZMAT	ALERT	TOTAL
Belgium	Web	12			1	13
	XML	755				755
Bulgaria	Web	2				2
France	Web	1			3	4
	XML	21		2	11	34
Ireland	Web		1			1
Italy	Web	1		1		2
	XML	12	2	7		21
Latvia	Web	1			5	6
	XML		2	1	1	4
Lithuania	Web				1	1
Malta	Web	2		2		4
Netherlands	Web	35		13		48
	Web	27		19		46
Norway	XML		6	28,534		28,540
	Web	1		42		43
Poland	XML	3		9		12
	Web			1		1
Portugal	XML		1			1
	Web			10		10
Romania	Web	4				4
Slovenia	Web	9			11	20
European Commission	Web	87		49	46	182
TOTAL		973	12	28,691	78	29,754

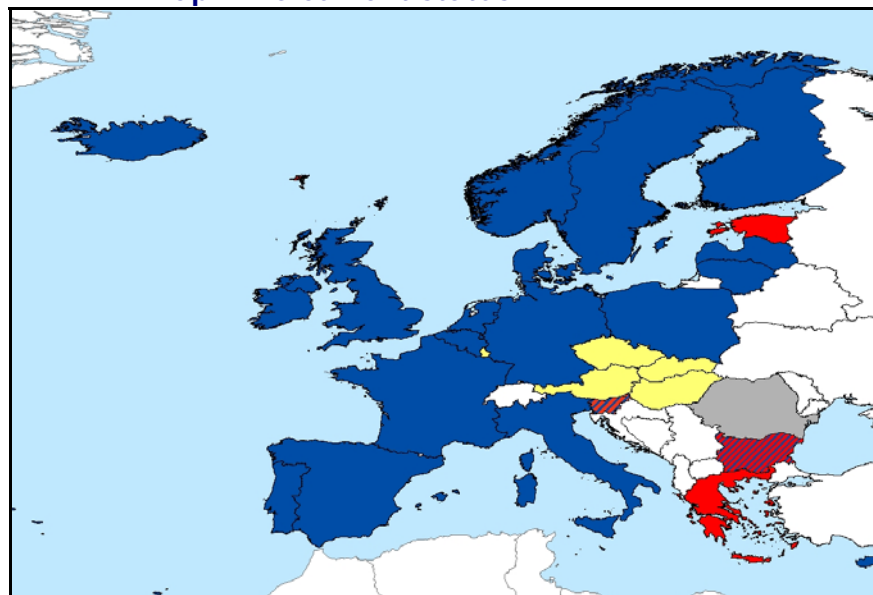


EMSA comment – The number of requests is still far below the rate expected.

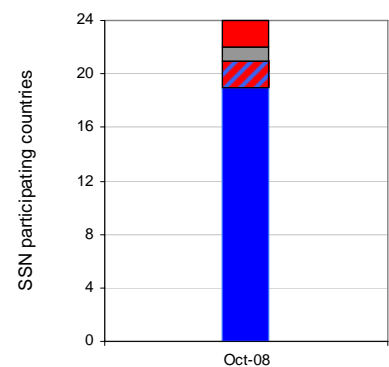
3 - Member States status

3.1 – SSN Participating Countries

Map – MS current status



Graph 1 – SSN Implementation



- Legend:**
- Countries participating in SSN through XML
 - Countries participating in SSN through the Web
 - Countries ready to participate in SSN
 - Countries not participating in SSN
 - Landlocked countries

EMSA comment – The above figure and graph illustrates MS SSN implementation.

3.2 – Status of implementation per type of notification

Table 3 summarises the MS' current status on notifications using XML (automatic connection for the message exchange) and projected dates when the remaining MS are expected to enter into production or begin their commissioning.

Table 3 – Status of Implementation per SSN country

COUNTRY		Notifications				Date Projected for Tests or Production
		Port	Hazmat	Ship	Alert	
BE	Belgium	yes	yes	yes	no	
BU	Bulgaria (*)	yes (*)	yes (*)	no	no	Test to be confirmed
CY	Cyprus	ready	ready	yes	ready	
DK	Denmark	ready	yes	yes	ready	
EE	Estonia	no	no	no	no	Test to be confirmed
FI	Finland	yes	yes	no	no	Test: November 2008 alerts notifications and end of 2008 for MRS Ship notifications and improvement in Hazmat
FR	France	yes	yes	yes	yes	
DE	Germany	yes	yes	yes	no	Production: end of 2008 for Alerts
GR	Greece	no	no	no	no	Test: end of 2008
IC	Iceland	yes	yes	yes	no	
IE	Ireland	ready	yes	yes	ready	
IT	Italy	yes	yes	yes	ready	
LV	Latvia	yes	yes	yes	yes	
LT	Lithuania	yes	yes	yes	no	
MT	Malta	yes	yes	yes	ready	
NL	Netherlands	yes	yes	yes	yes (*)	
NO	Norway	yes	yes	yes	ready	
PL	Poland	yes	yes	yes	yes(*)	
PT	Portugal	yes	yes	no	no	Production: Beginning 2009 for Alert and Ship notifications
RO	Romania	ready	ready	ready	ready	
SI	Slovenia (*)	yes (*)	yes (*)	yes (*)	yes (*)	Test: November of 2008 for Port and Hazmat
ES	Spain	yes	yes	no	no	
SE	Sweden	yes	yes	yes	no	
GB	United Kingdom	yes	yes	yes	ready	

Notes:

Updated: November 2008

(*) Countries participating using the Web interface

Yes	Participating, sending notifications
Ready	Passing the "commissioning" tests that certify national compliance with SSN but not yet using the system
No	No connection to SSN

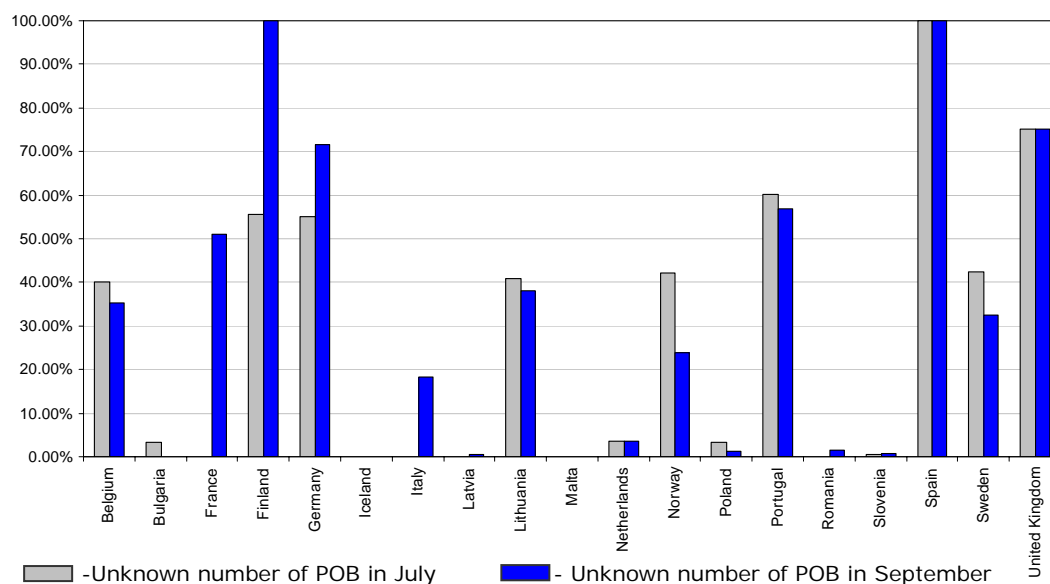
EMSA comment –Cyprus began providing AIS Ship Notifications (XML Interface). **Romania** passed the commissioning tests for all four agreed messages (Port, Hazmat, Ship and Alert) and is ready to enter into production by automatic means (currently providing notifications through the Web).

4 - Data Quality

4.1 – Port Notifications missing information on number of "persons on board" (POB)

Maritime Support Services (MSS) has examined the issue of the missing information on the number of "persons on board" in the port notifications messages.

Graph 2 – Missing information on the number of "persons on board" (July and September)



EMSA comment – An average of 30% of Port Notifications lack information on number of “persons on board”.

4.2 – Repeated HAZMAT Notifications

The MSS has detected that some of the Member States send Hazmat notifications repeating exactly the same message (identical content), before a vessel arrives at their port. The MSS has defined repetitions to be only those where ETD, ETA, Next Port of Call and number of “persons on board” are identical and the details of the DPG (hazmat details) repeat the same url address for the downloadable document or the contact details (phone and fax). For the purposes of the checks, the whole set of September’s data was considered.

Table 4 – Repeated Hazmat Notifications (September 2008)

COUNTRY	% REPEATED
Belgium	0.70%
Bulgaria	0.00%
Denmark	0.29%
Finland	9.02%
France	0.50%
Germany	1.18%
Ireland	0.00%
Italy	6.98%
Latvia	0.00%
Lithuania	0.00%
Malta	2.84%
Netherlands	1.71%
Norway	1.95%
Poland	38.98%
Portugal	2.80%
Romania	0.00%
Slovenia	0.00%
Spain	18.77%
Sweden	4.89%
UK	86.54%

EMSA comment – Finland, Poland, Spain and the UK are repeating a high number of HAZMAT messages without any obvious reasoning.

5 - Other Issues

EMSA strongly encourages users to report to the Maritime Support Services any cases of missing or erroneous data in the system and any availability problems.

EMSA kindly requests all Member States to contact all their SafeSeaNet operational and technical services and to provide them with the new contact details and working regime of the EMSA Maritime Support Services (MSS).

Maritime Support Services

Telephone number: + 351 211 209 415

Email: MaritimeSupportServices@emsa.europa.eu

Working days : from 09h to 18h, Lisbon time (UTC)

Weekends and holidays: from 09h to 17:30h (as from 05/01/09).

