

Lisbon, 16 February 2009

Ref: C.2.2/Statistics/Jan09

## SafeSeaNet monthly report January 2009

### 1 - Background information

The purpose of the monthly report is to present the latest specific measurable elements and figures, thereby providing a picture of the current status of SafeSeaNet. It is a global overview of the status of the system, and is complemented by more detailed Member State reports which are also sent to each country individually on a quarterly basis. The report is made available to EMSA, the Commission and the Member States for their further analysis. It provides statistical information on both the quantity and quality of data exchanged, and the main objective is to inform MSs about areas where performance should be improved.

### 2 - Type of information

#### 2.1 – SSN Notifications

The table below shows the type and number of notifications sent to SSN in January 2009 by each reporting country (totals and by type) and also shows the type of interface used for providing the data (Web-based or automatic XML-based). The graph shows the evolution in the number of notifications sent in the last year.

COUNTRY	INTERFACE	SHIP	PORT	HAZMAT	ALERT	TOTAL
Belgium	XML	162,043	7,524	2,686	4	172,257
Bulgaria	Web		189	3		192
Cyprus	XML	875,002	28	13		875,043
Denmark	XML	221,329	3,085	229		224,643
Finland	XML	2,934	3,483	498	2	6,917
France	XML	12,546	3,582	703	77	16,908
Germany	XML	162,381	9,210	1,767		173,358
Iceland	XML	23,799	22	1		23,822
	Web				1	1
Ireland	XML	48,508	310	170		48,988
Italy	XML	272,661	5,581	1,023		279,265
Latvia	XML	105,915	641	6	22	106,584
Lithuania	Web		8	8		16
	XML	13,886	1,556	156		15,598
	Web				1	1
Malta	XML	38,263	135	432		38,830
Netherlands	Web		439	173	2	614
	XML	228,055	10,397	1,521		239,973
Norway	XML	361,535	4,782	985		367,302
Poland	XML	123,921	1,875	696		126,492
Portugal	Web		47	2		49
	XML		1,764	262		2,026
	Web		40			40
Romania	XML	18,334	369	119		18,822
	Web	67	102	13	1	183
Slovenia	XML	41	47	8		96
Spain	XML		8,407	929		9,336
Sweden	XML	16,966	17,789	587		35,342
United Kingdom	XML	421,084	17,724	1,310	37	440,155
<b>TOTAL</b>		<b>3,109,270</b>	<b>99,136</b>	<b>14,300</b>	<b>147</b>	<b>3,222,853</b>

Table 1 – SSN Notifications (2009)

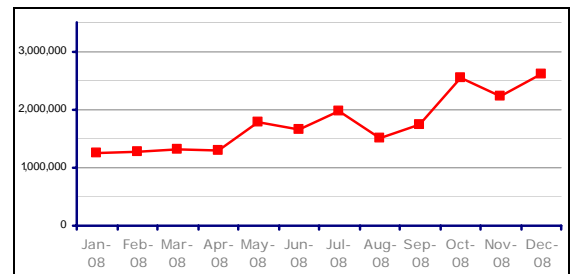


Fig. 1 – EU SSN Notifications (2008)

**EMSA comment** – The notifications received by SSN in January 2009 exceeded 3 million for the first time. During January, Romania and Slovenia began production, sending messages through the XML interface (Ship, Port and Hazmat). Also, several other MSs made significant progress towards full implementation (eg. Cyprus and Iceland began sending Hazmat notifications and Finland Alert notifications).

### 2.2 – SSN Requests

Table 2 shows the type and number of requests made to SSN in January 2009 by each reporting country with the type of interface also identified. Fig.2 illustrates the monthly evolution in the number of requests made during 2008.

COUNTRY	INTERFACE	SHIP	PORT	HAZMAT	ALERT	TOTAL
Belgium	Web	13			9	15
	XML	737				737
Denmark	XML		12		7	15
	Web	3		4	15	22
Finland	XML		31			31
	Web	7			8	15
France	XML	11			2	4
	Web	7		1	49	57
Germany	XML			1		1
	Web				9	9
Greece	Web				3	3
Ireland	Web				18	18
	XML	2	13	1		16
Italy	Web	13		8	18	39
	XML	7	8	11		26
Latvia	Web	3				3
	XML	6	6	5	2	19
Lithuania	Web	4			1	5
Malta	Web	1			5	11
Netherlands	Web	23			2	34
Norway	XML		36	49,372		49,408
	Web	25			5	15
Poland	XML	10	7	3		20
	Web				8	8
Portugal	Web				12	1
	XML	21	23	5694	27725	33,463
Slovenia	Web				8	8
	XML	11	13	2		26
Spain	Web	1			1	3
Sweden	Web				7	7
United Kingdom	Web				51	51
	XML		9	4		13
European Commission	Web	134			126	105
<b>TOTAL</b>		<b>1,043</b>	<b>158</b>	<b>55,284</b>	<b>28,110</b>	<b>84,595</b>

Table 2 – SSN Requests (Jan. 2009)

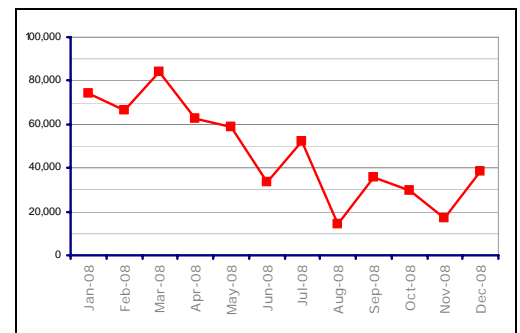


Fig. 2 – SSN Requests (2008)

**EMSA comment** – MSs are progressively using SSN more and more for requesting information, although the number of requests might not yet be considered significant. The number of requests made to SSN in January was the highest to date.

Additional countries began to request SSN information in January (Romania, Slovenia and the UK through XML and Greece via web). It is worth noting that most of them query the system for alerts.

### 3 - Member States status

#### 3.1 – SSN Participating Countries

Map – MS current status (Jan. 2009)

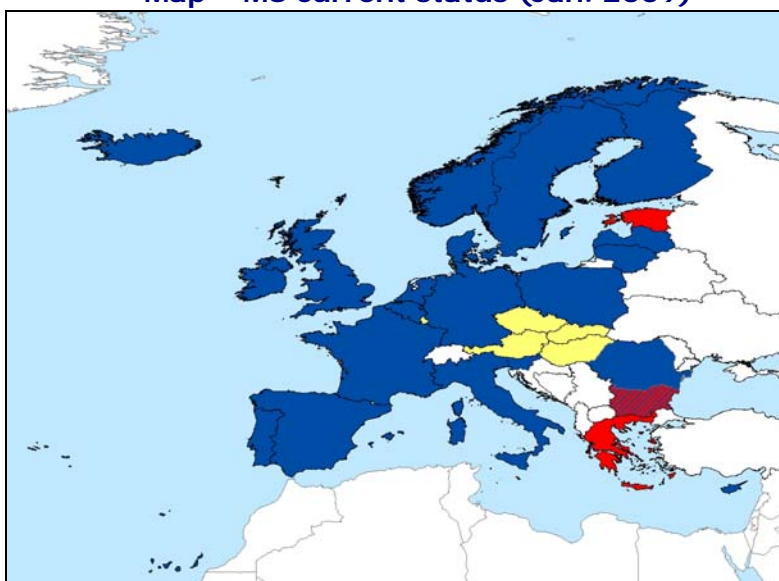
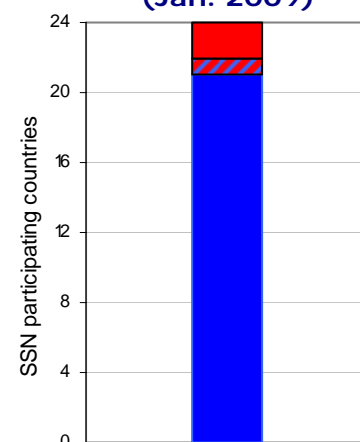


Fig.3 – SSN Implementation (Jan. 2009)



**Legend:**

- Countries participating in SSN through XML
- Countries participating in SSN through the Web
- Countries ready to participate in SSN
- Countries not participating in SSN
- Landlocked countries

**EMSA comment** – The great majority of MSs are participating in SSN via XML. Only two MSs are not yet participating.

**3.2 – Status of Implementation per Type of Notification**

Table 3 summarises the current status of MS notifications using XML (automatic connection for the message exchange) and the projected dates when the remaining MSs are expected to enter into production or begin their commissioning activities.

**Table 3 – Status of Implementation per SSN country**

COUNTRY	Notifications				Date Projected for Tests or Production
	Port	Hazmat	Ship	Alert	
AT Austria	no	no	no	no	Pending the creation of the NCA profile
BE Belgium	yes	yes	yes	yes	
BU Bulgaria (*)	yes (*)	yes (*)	no	no	Test: Beginning 2009
CZ Czech Republic	yes (*)	yes (*)	yes (*)	yes (*)	Created NCA. Able to request data through the Web
CY Cyprus	yes	yes	yes	ready	
DK Denmark	yes	yes	yes	ready	
EE Estonia	no	no	no	no	Test: Currently testing in the training environment and plan to perform the commissioning tests afterwards
FI Finland	yes	yes	yes	yes	
FR France	yes	yes	yes	yes	
DE Germany	yes	yes	yes	no	
GR Greece	no	no	no	no	Test: Programmed for February 2009
HU Hungary	no	no	no	no	Pending the creation of the NCA profile
IC Iceland	yes	yes	yes	no	
IE Ireland	yes	yes	yes	yes	
IT Italy	yes	yes	yes	ready	
LV Latvia	yes	yes	yes	yes	
LT Lithuania	yes	yes	yes	no	
LX Luxembourg	no	no	no	no	Pending the creation of the NCA profile
MT Malta	yes	yes	yes	yes (*)	
NL Netherlands	yes	yes	yes	yes (*)	
NO Norway	yes	yes	yes	ready	
PL Poland	yes	yes	yes	yes(*)	
PT Portugal	yes	yes	no	no	Production: Beginning 2009 for Alert and Ship notifications
RO Romania	yes	yes	yes	ready	
SI Slovak Republic	yes (*)	yes (*)	yes (*)	yes (*)	Created NCA. Able to request data through the Web
SJ Slovenia	yes	yes	yes	yes (*)	Test: March 2009 for Alert and Ship notifications
ES Spain	yes	yes	ready	ready	
SE Sweden	yes	yes	yes	no	
GB United Kingdom	yes	yes	yes	yes	

Notes:

Updated: January 2009

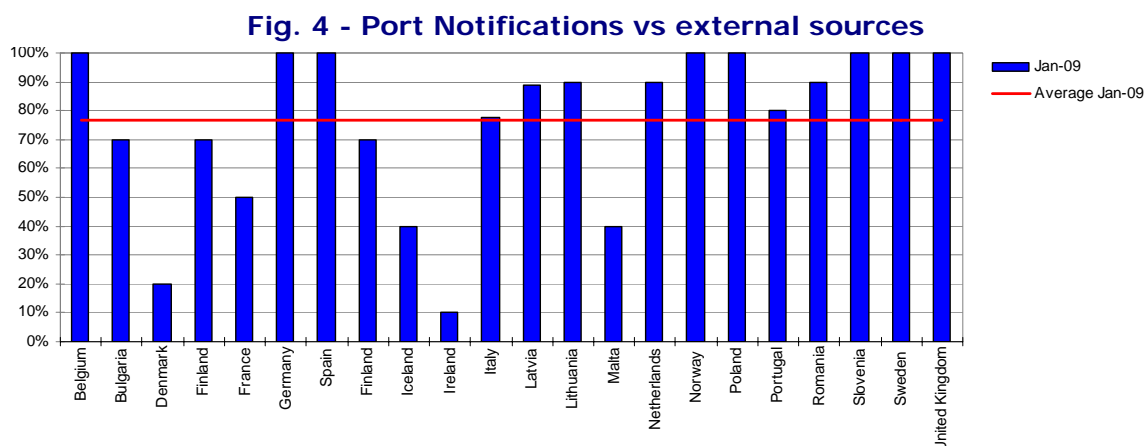
Yes	Participating, sending notifications
Ready	Passed the "commissioning" tests that certify national compliance with SSN but not yet using the system
No	No connection to SSN
(*)	Countries participating using the Web interface

**EMSA comment** – Romania and Slovenia have begun production. Several other MSs improved their implementation status (Cyprus, Finland and Iceland). The landlocked countries only act as data requesters.

**4 - Data Quality**

**4.1. – Port Notifications**

Fig.4 presents the results of data quality checks by comparing the information available from external data sources (Port authorities' web pages, Lloyds Maritime Intelligence Unit and Sea-Web) with that available in SSN. 100% means that all information has been reported to SSN.

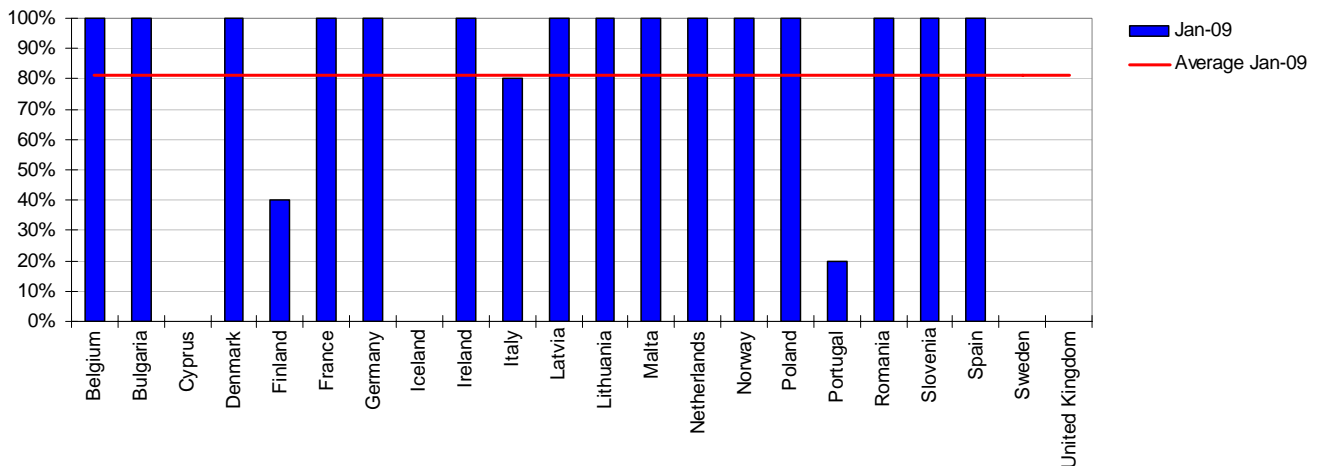


**EMSA comment** – Not all MSs are providing the required Port notifications, and only Belgium, Germany, Norway, Poland, Slovenia, Spain, Sweden and the UK reached 100% (i.e. all ship calls checked were found in SSN as Port notifications). The average of notifications was 77% for January.

#### 4.2. – Availability of Hazmat Details Upon Request

Fig.5 illustrates the availability of details in Hazmat messages. The results are shown per country, together with the monthly average (100% represents full availability upon request). The results are based on a sample of requests made on Hazmat notifications.

**Fig.5 - Availability of Hazmat Details**



**EMSA comment** – The average availability of Hazmat details in January was 81%, and there are still MSs with 0% availability (Cyprus, Sweden and the UK). In addition, all phone / fax contact details were tested by the MSS and the results are shown in the Table 4:

**Table 4- Hazmat details format and availability**

Country	Format of the Hazmat details	Comments
Belgium	Phone/Fax	Available 24/7
Bulgaria	Not considered due to the limited number of notifications	
Cyprus	XML	Details not available
Denmark	Doc. Download and XML	Automatic response
Finland	XML	Automatic response with some prob.
France	Phone/Fax	Not fully available 24/7. The contacts omit the country prefix
Germany	Doc. Download	Automatic response
Iceland	Not considered due to the limited number of notifications	
Ireland	Phone/Fax	Available 24/7
Italy	XML and Phone/Fax	Available 24/7
Latvia	Doc. Download	Automatic response
Lithuania	Doc. Download	Automatic response
Malta	Doc. Download	Automatic response
The Netherlands	Phone/Fax and XML	Available 24/7
Norway	XML	Automatic response
Poland	XML	Automatic response
Portugal	Phone/Fax	Not fully available 24/7. The contacts omit the country prefix
Romania	Phone/Fax	Available 24/7
Slovenia	XML	Automatic response
Spain	Doc. Download	Automatic response
Sweden	Not available. Not performed the commissioning for request/response	
The United Kingdom	Phone/Fax	Available 24/7

**Note:** The information was requested during MSS working hours. Details available on request.

## 5 - Other Issues

**SSN Operations Working Group** – The first meeting took place on 23 January in Paris. Although SSN is now in its operational phase, there are still gaps in operational implementation at national level. The main issues discussed related to the working procedures to be used for the exchange of information between MSs and the MSS, and minimum services levels in MSs. The meeting documents and report are available on the EMSA web site at: <https://extranet.emsa.europa.eu>.

**Additional SSN documentation published** – As a follow up to the last SSN WS 10 meeting, EMSA has made 3 new documents available to support MS operation and implementation. These are: the "Incident Report Messages Guidelines", the "SafeSeaNet Handbook for Member States" and "Frequently Asked Questions (FAQ)," all of which are available via the EMSA web site.

**Alert distribution functionality** – MSs are invited to use the new Web alert functionality that automatically forwards notifications to relevant countries along the planned route of a ship. In accordance with decisions made at the last SSN 10 Workshop, if there is no real alert to report, MSs shall use a test message (using the test ship '9999999') to confirm that they are able to test the Alert notifications function. Also, MSs are invited to identify NCA users designated to receive distributed alerts.

**Maritime Support Services (MSS) begins operating 7 days a week** – As from 5<sup>th</sup> January 2009, the MSS has provided 7/7 support (during normal office hours, weekends and holidays included). This includes acting as the initial contact point for MSs whenever they need EMSA anti-pollution services (CleanSeaNet satellite images, oil pollution response vessels and anti-pollution expertise).

### Maritime Support Services

Tel: + 351 21 1209 415

Fax: +351 21 1209 480

Email: [MaritimeSupportServices@emsa.europa.eu](mailto:MaritimeSupportServices@emsa.europa.eu)

Working days : from 09h to 18h, Lisbon time (UTC)

Weekends and holidays: from 09h to 17:30h

